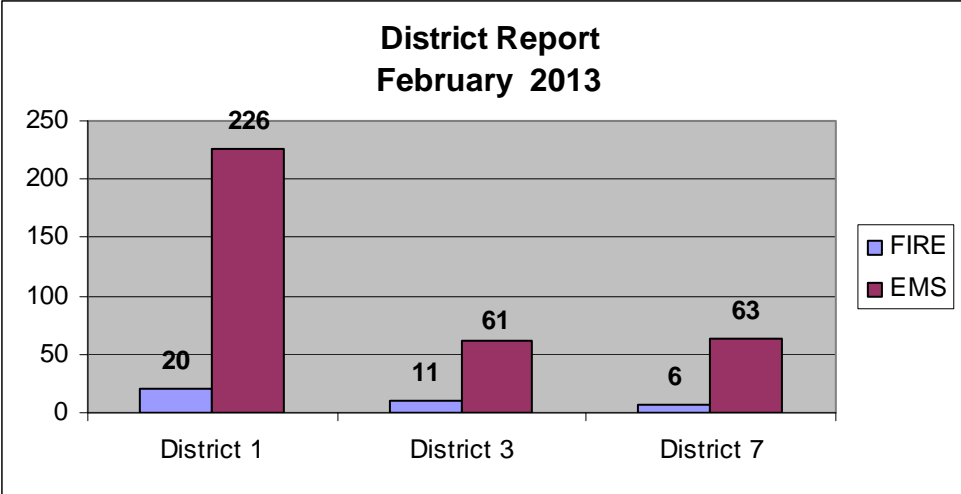




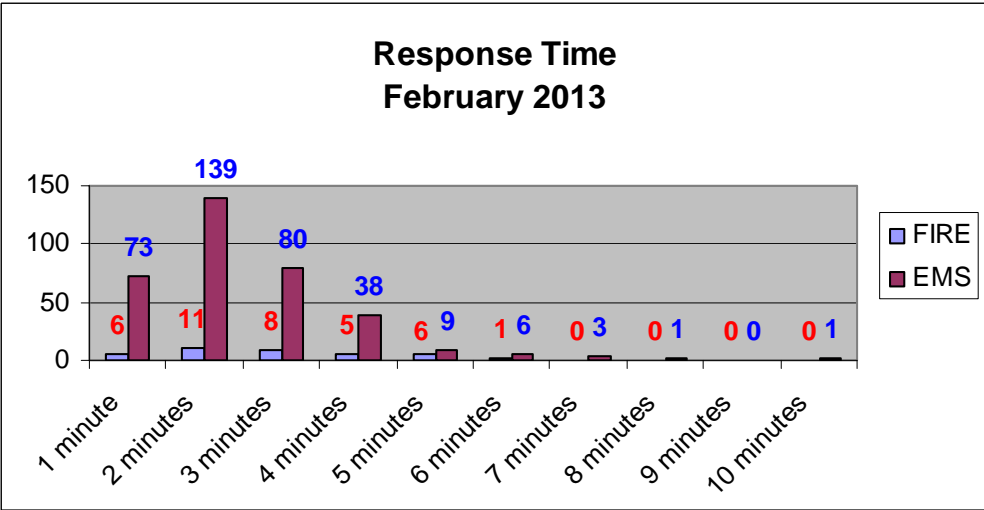
MONTHLY REPORT

February

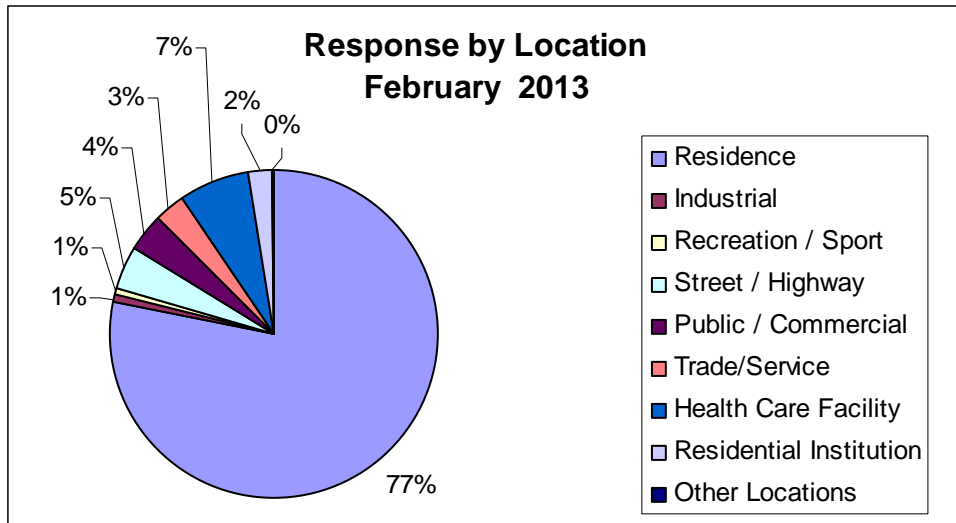
2013



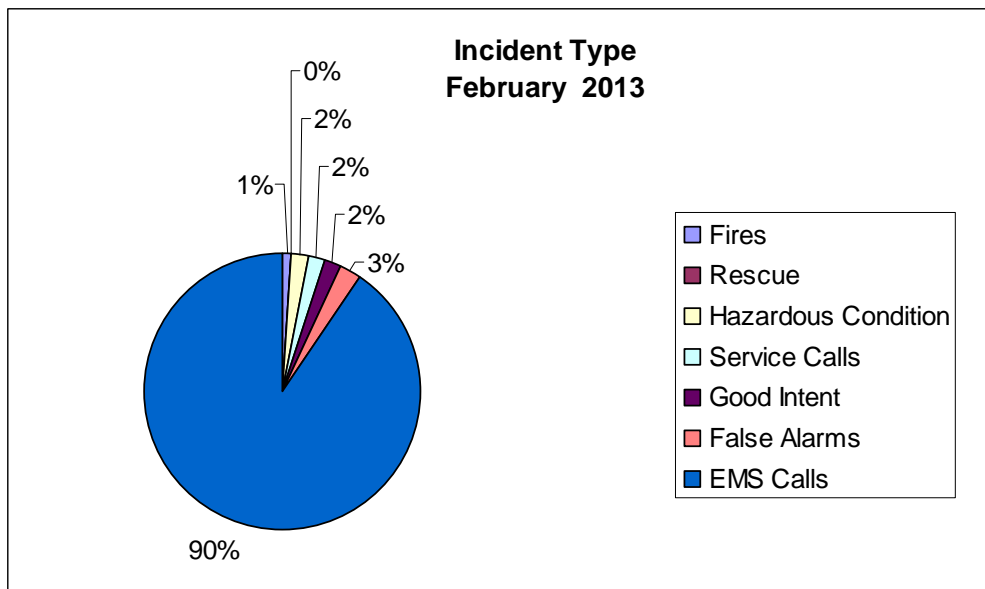
There were 387 responses in February. 63% percent of all responses were in District 1. Responses in District 3 and District 7 were 19% and 18% respectively.



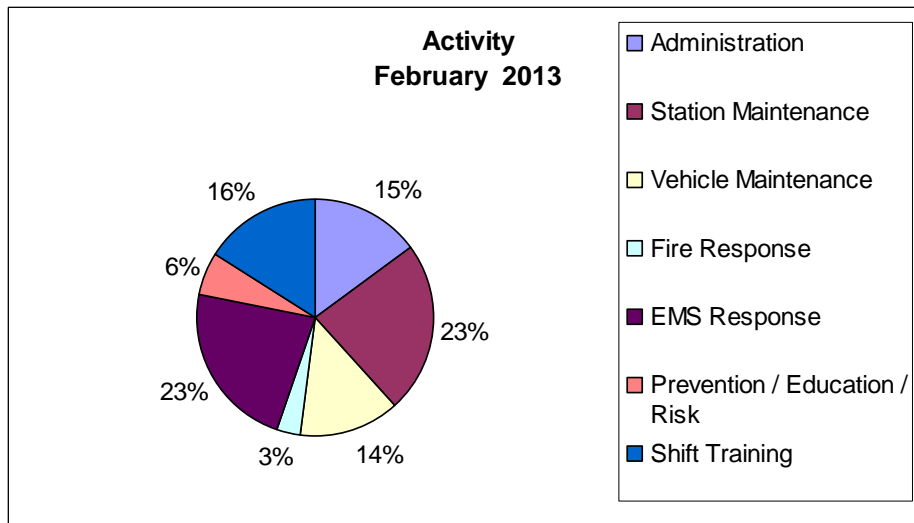
The average response time for fire emergencies was 3 minutes and 21 seconds. The average response time for EMS emergencies was 2 minutes and 55 seconds. The Sandusky Fire Department responded to 81% of fire emergencies within four minutes and 94% of EMS emergencies within four minutes. This calculates to 93% of all emergency calls within four minutes.



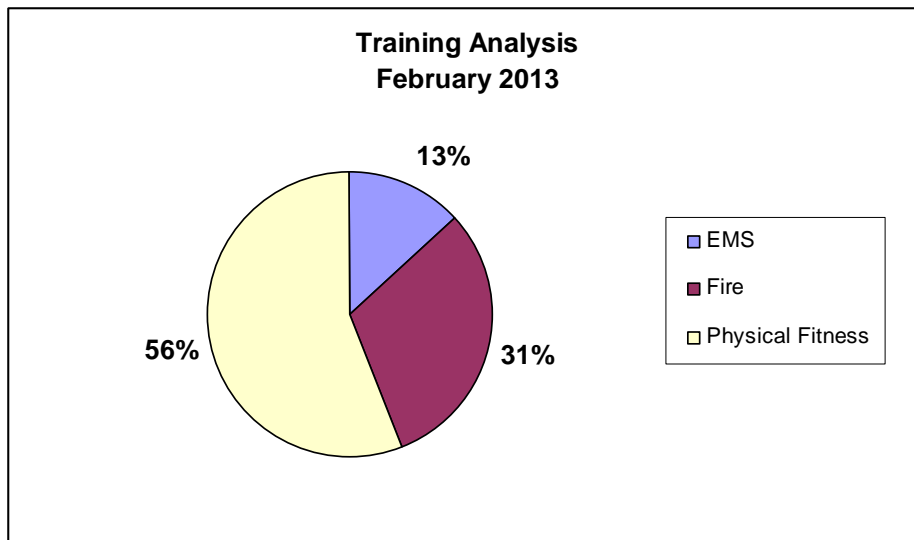
In February, 86% of all emergency responses were to residential occupancies (residences, nursing homes and residential institutions). Commercial buildings, recreational occupancies and streets and highways totaled 10%.



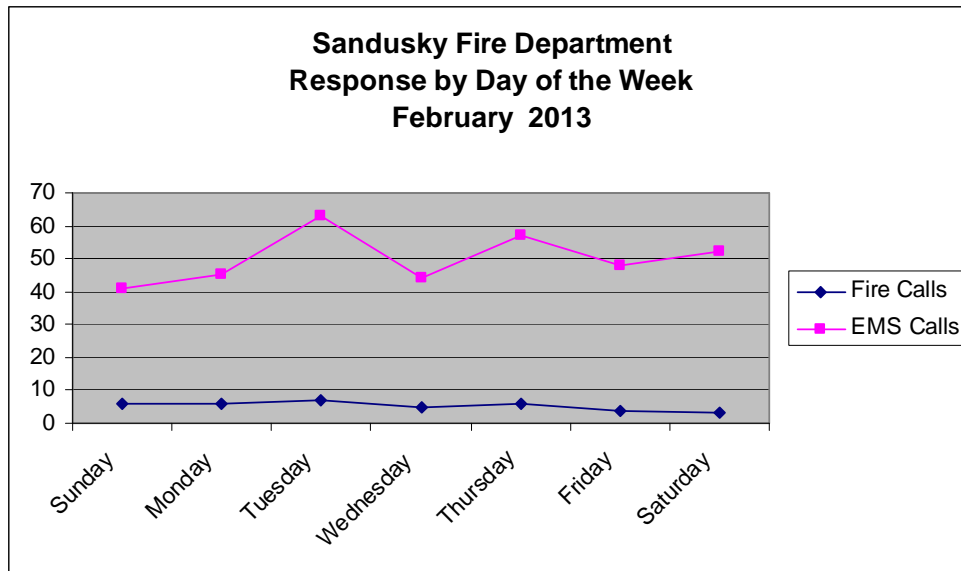
Ambulance service continues to be the highest requested service at 90%. Structure fire activity was 1% of all emergent activity. False alarms represented 3% of all February emergent activity. There was \$35,000 in fire loss.



Twenty-six percent of all February activity was emergency response. Station and vehicle maintenance was thirty-seven percent and training was sixteen percent.



Fifty-six percent of February training was physical fitness training. Thirty-one percent was fire training with the focus on fireground operations.



Fuel Usage

The Sandusky Fire Department used 841.128 gallons of fuel at a cost of \$3113.75 in February 2013. Average per gallon cost was \$3.70.

Staffing

The average daily staffing for February was 13.65 personnel per day. All three stations remained open in February.

Mutual –Aid

Sandusky Fire Department received mutual aid two times and provided mutual aid one time in February 2013.

Respectfully Submitted,

**Paul E. Ricci, EFO, CFO
Chief of Department**

Fire Prevention Bureau February 2013			
Activities		Hours Spent-Ruiz	Hours Spent-Rucker
Inspection Activities		55	7
Administration Activities		15	43
VAB Blds.		0	84
Public Education		12	5
Physical Training		13	19
Department Meetings		9	3
Grant Program		4	0
Plan Review		3	0
Fire Investigation		3	0
Risk Reduction		6	2
Training		0	0
Explorer Program		0	0
Recognition Program		15	0
Total Hours		135	163

Inspection activities for February 2013:

FPB TOTAL: 43 inspections

District 1
TOTAL: 62

District 3
TOTAL: 37

District 7
TOTAL: 1

There were four public education events in the month of February which had 55 adult attendees and 30 children. Issues discussed included fire extinguisher training and risk reduction suggestions for the home. Other specialized activities include; plan review acceptance and grant submissions.

Rudy Ruiz, MBA, EFO, FO
Fire Inspector
Bureau of Fire Prevention and Risk Reduction

