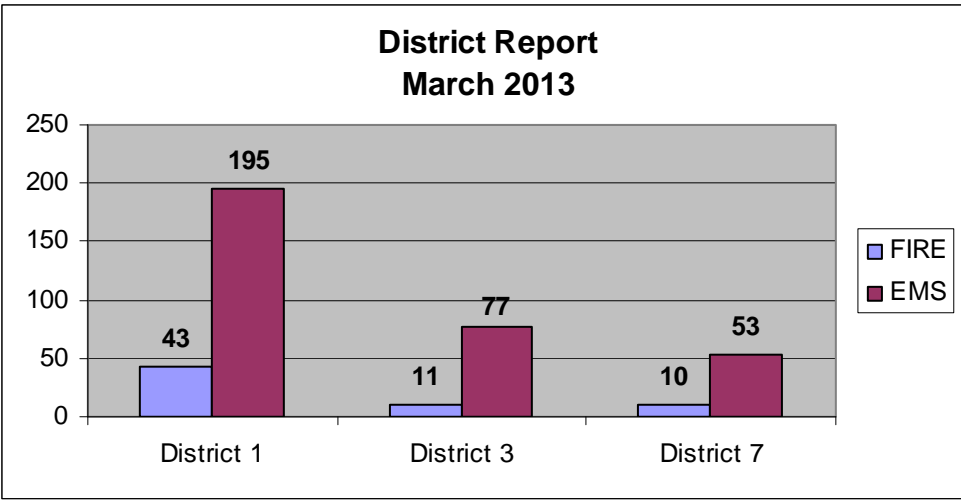




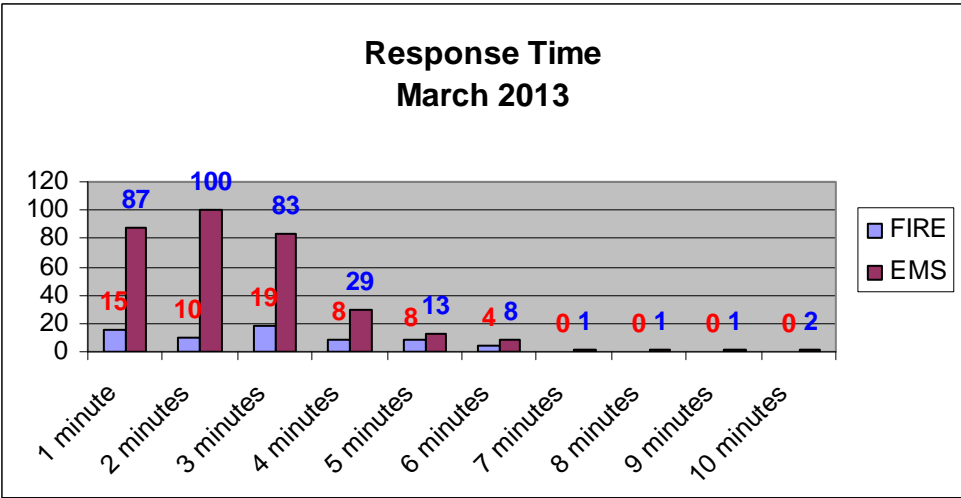
## **MONTHLY REPORT**

**March**

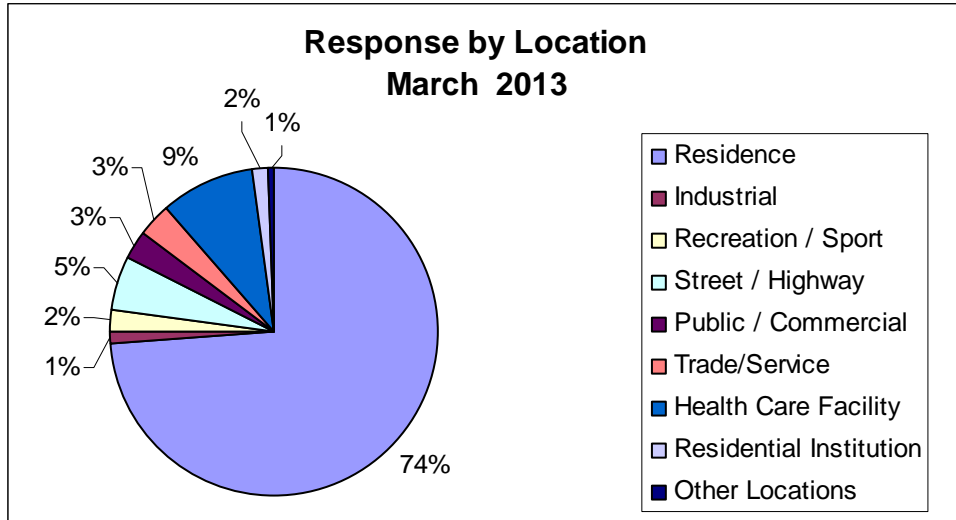
**2013**



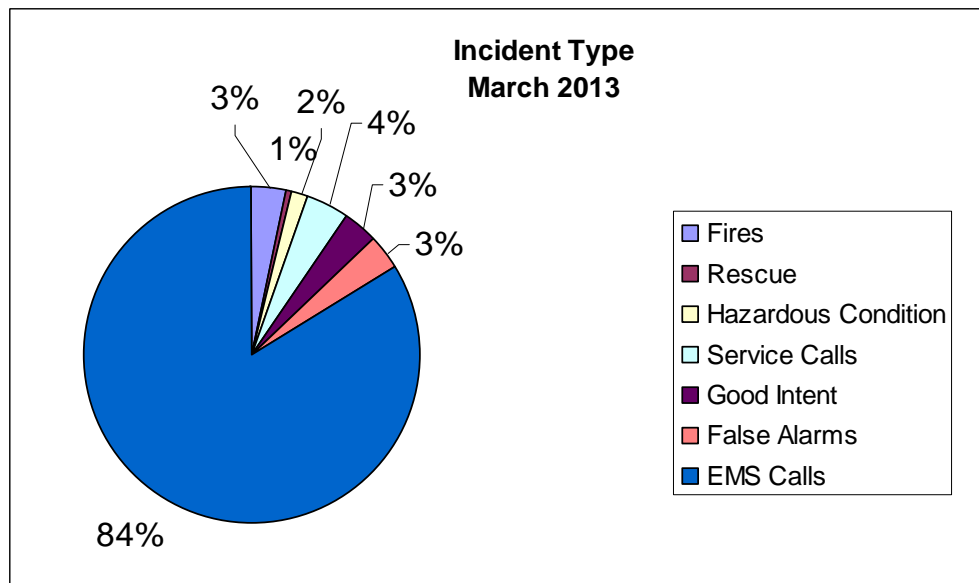
**There were 389 responses in March. 61% percent of all responses were in District 1. Responses in District 3 and District 7 were 23% and 16% respectively.**



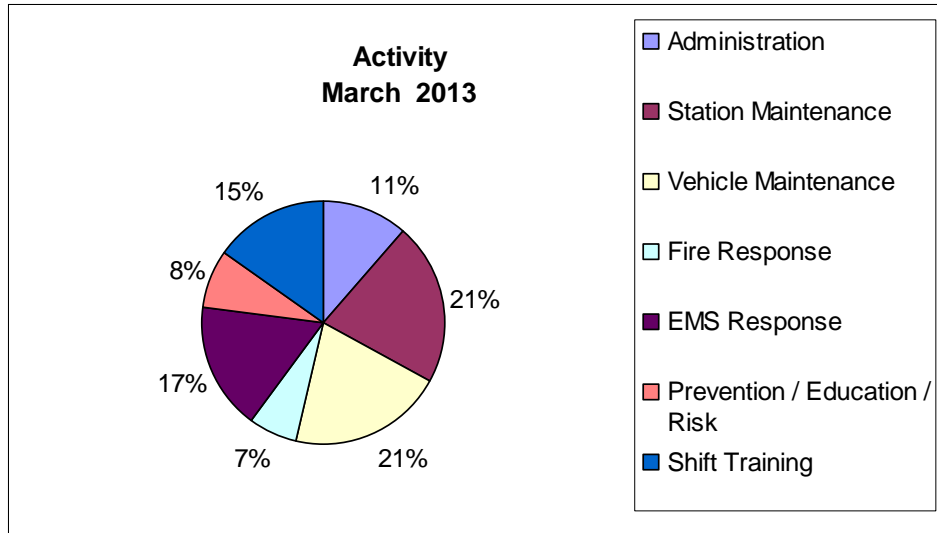
**The average response time for fire emergencies was 3 minutes and 14 seconds. The average response time for EMS emergencies was 2 minutes and 57 seconds. The Sandusky Fire Department responded to 83% of fire emergencies within four minutes and 92% of EMS emergencies within four minutes. This calculates to 90% of all emergency calls within four minutes.**



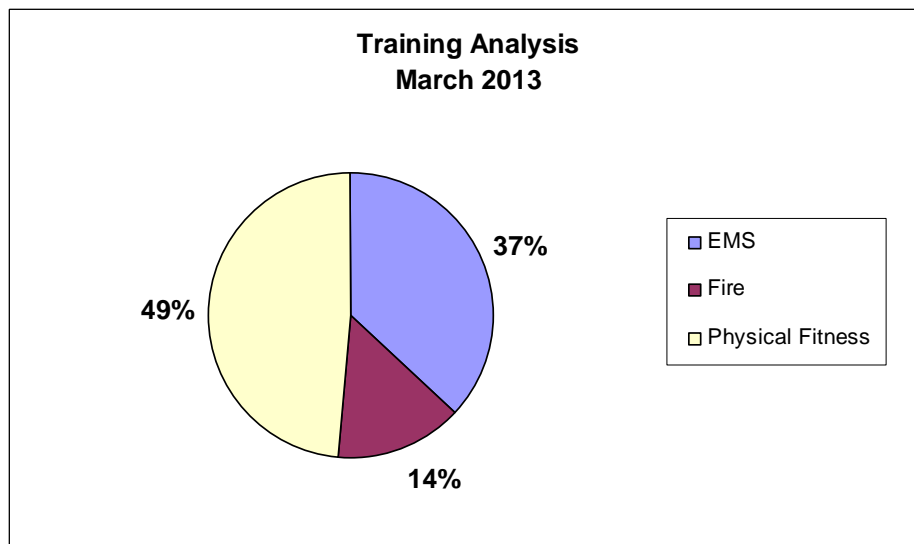
**In March, 85% of all emergency responses were to residential occupancies (residences, nursing homes and residential institutions). Commercial buildings, recreational occupancies and streets and highways totaled 10%.**



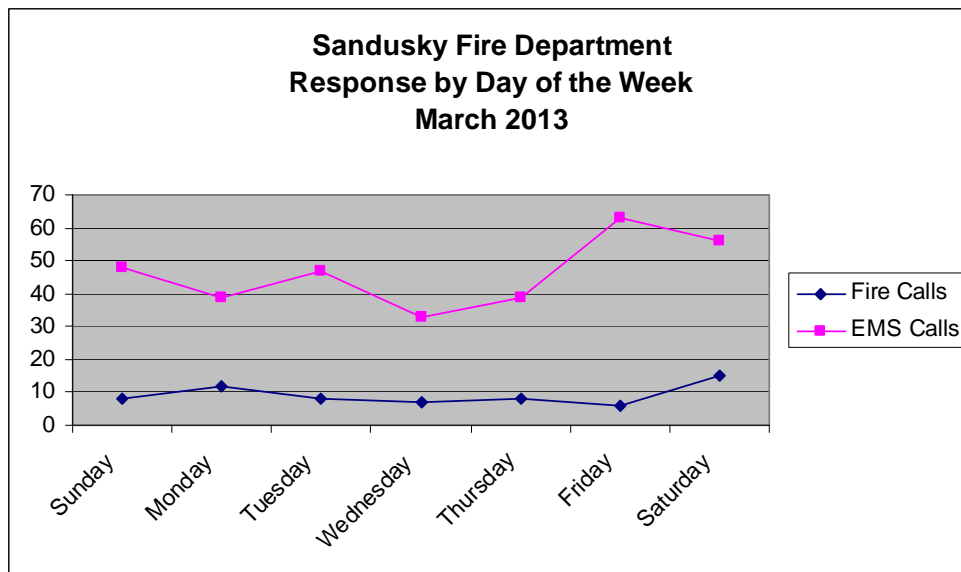
**Ambulance service continues to be the highest requested service at 84%. Structure fire activity was 3% of all emergent activity. False alarms represented 3% of all March emergent activity. There was \$22,000 in fire loss.**



**Twenty-four percent of all March activity was emergency response. Station and vehicle maintenance was forty-two percent and training was fifteen percent.**



**Forty-nine percent of March training was physical fitness training. Thirty-seven percent was EMS training with the focus on medical emergencies.**



**Fuel Usage**

The Sandusky Fire Department used 959.166 gallons of fuel at a cost of \$3415.69 in March 2013. Average per gallon cost was \$3.56.

**Staffing**

The average daily staffing for March was 12.62 personnel per day. All three stations remained open in March.

**Mutual –Aid**

Sandusky Fire Department provided mutual aid two times in March 2013.

Respectfully Submitted,

**Paul E. Ricci, EFO, CFO  
Chief of Department**

<i>Fire Prevention Bureau march 2013</i>			
<b>Activities</b>		<b>Hours Spent-Ruiz</b>	<b>Hours Spent-Rucker</b>
Inspection Activities		40	34
Administration Activities		7	21
VAB Blds.		0	42
Public Education		12	2
Physical Training		8	2
Department Meetings		3	14
Grant Program		10	0
Plan Review		2	0
Warrant & Court Appearance		0	6
Risk Reduction		7	2
Training		50	16
Explorer Program		1	0
Vehicle Maint.		0	2
Total Hours		135	141

Inspection activities for March 2013:

FPB TOTAL: 84 inspections and three re-inspections

District 1  
TOTAL: 25

District 3  
TOTAL: 16

District 7  
TOTAL: 6

There were two public education events in the month of March which had 804 adult attendees. Issues discussed included fire extinguisher training and risk reduction suggestions for the home. Other specialized activities include; plan review acceptance and grant submissions.



*Fire Inspector Steve Rucker trains a employee on the use of a fire extinguisher*

Respectfully submitted,  
Rudy Ruiz, MBA, EFO, FO  
Fire Marshal  
Bureau of Fire Prevention and Risk Reduction

