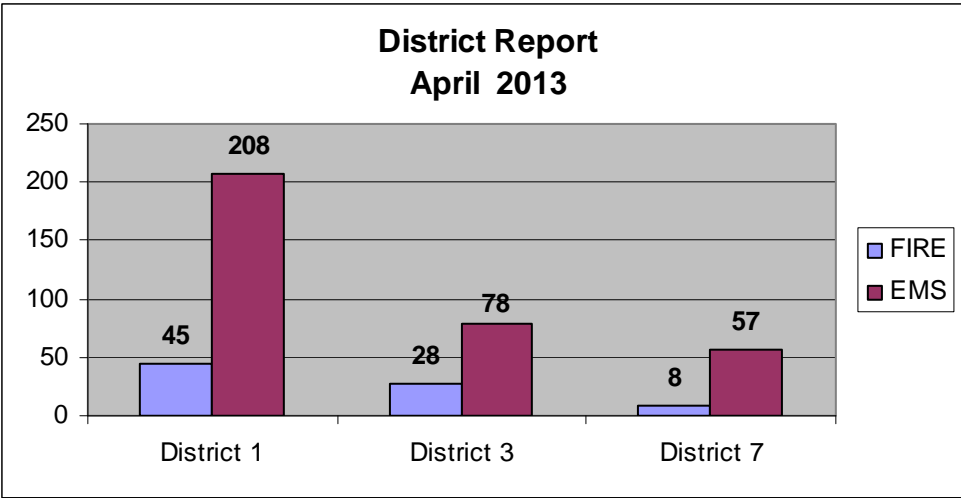




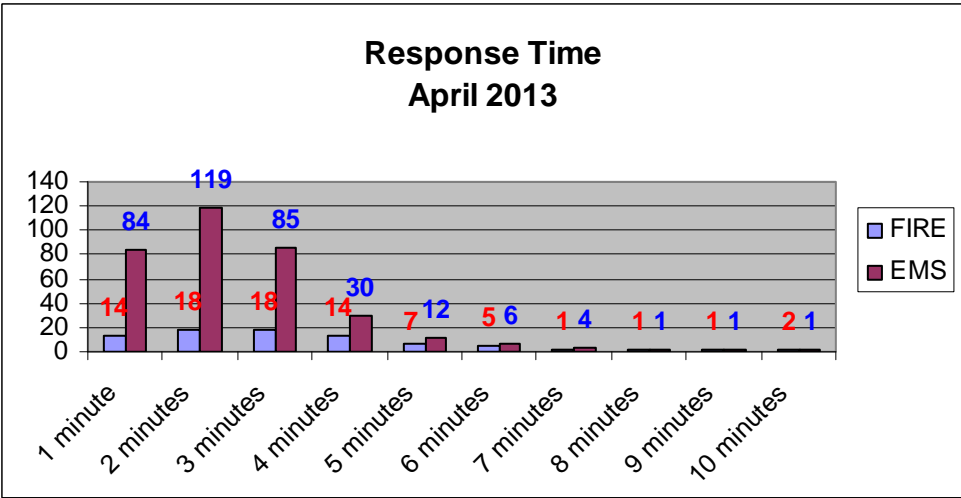
MONTHLY REPORT

April

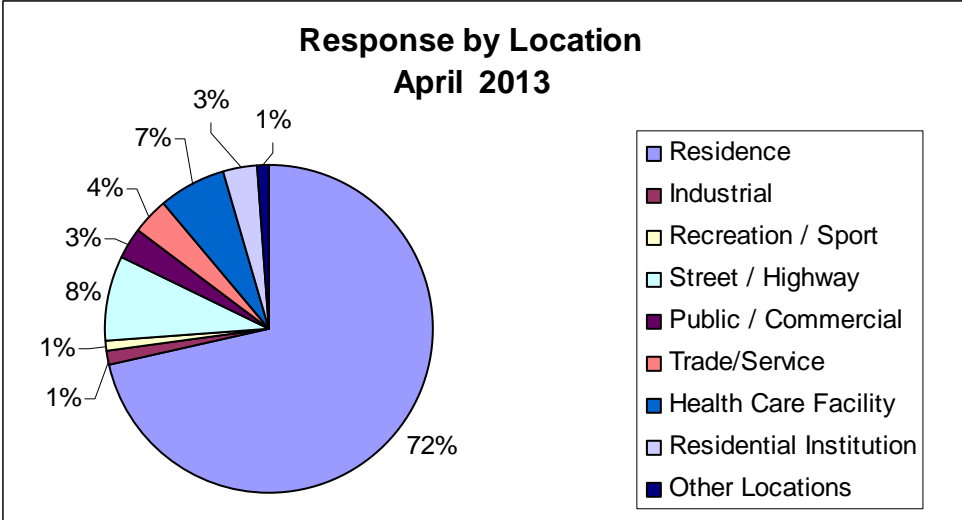
2013



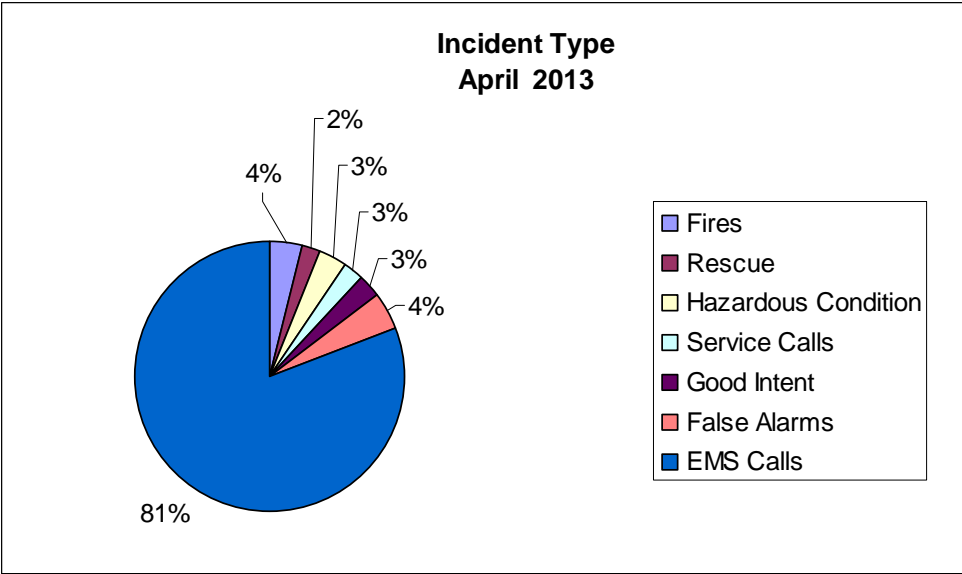
There were 424 responses in April. 60% percent of all responses were in District 1. Responses in District 3 and District 7 were 25% and 15% respectively.



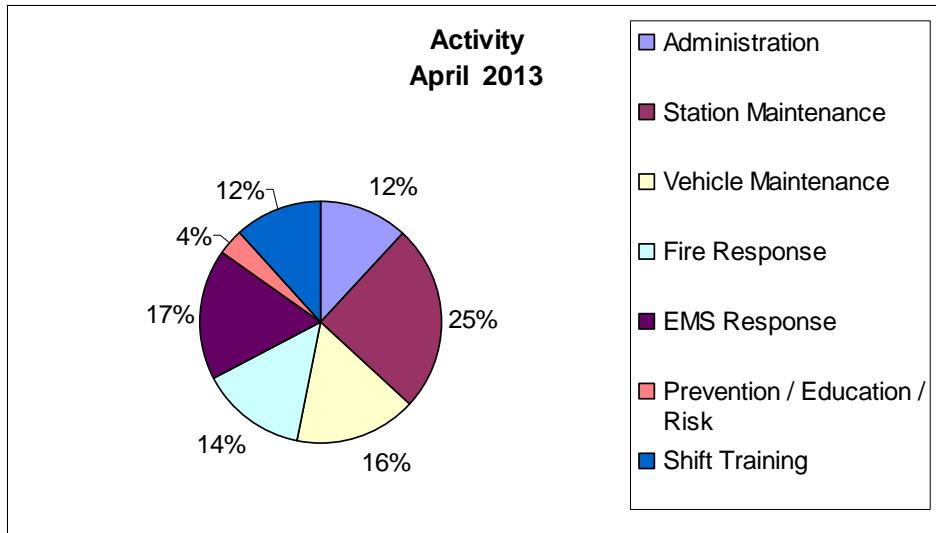
The average response time for fire emergencies was 3 minutes and 21 seconds. The average response time for EMS emergencies was 2 minutes and 56 seconds. The Sandusky Fire Department responded to 79% of fire emergencies within four minutes and 93% of EMS emergencies within four minutes. This calculates to 89% of all emergency calls within four minutes.



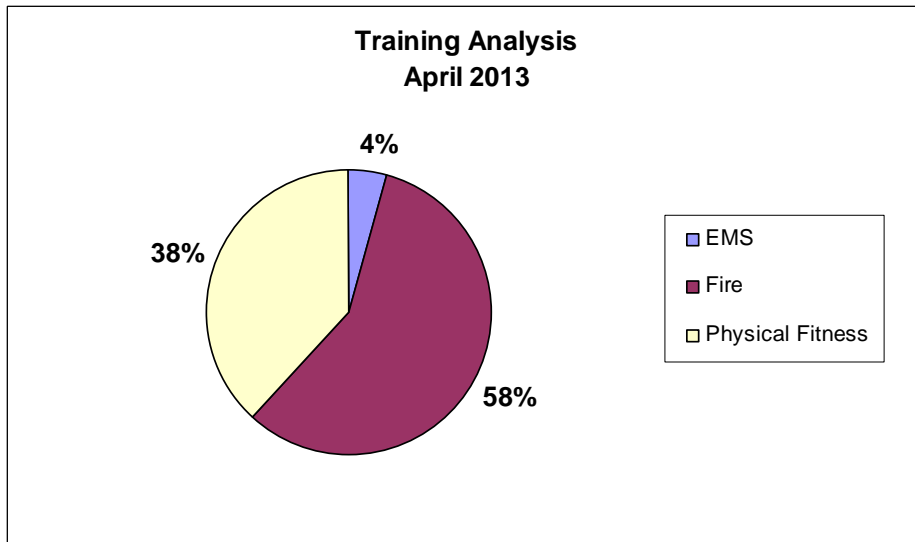
In April, 82% of all emergency responses were to residential occupancies (residences, nursing homes and residential institutions). Commercial buildings, recreational occupancies and streets and highways totaled 12%.



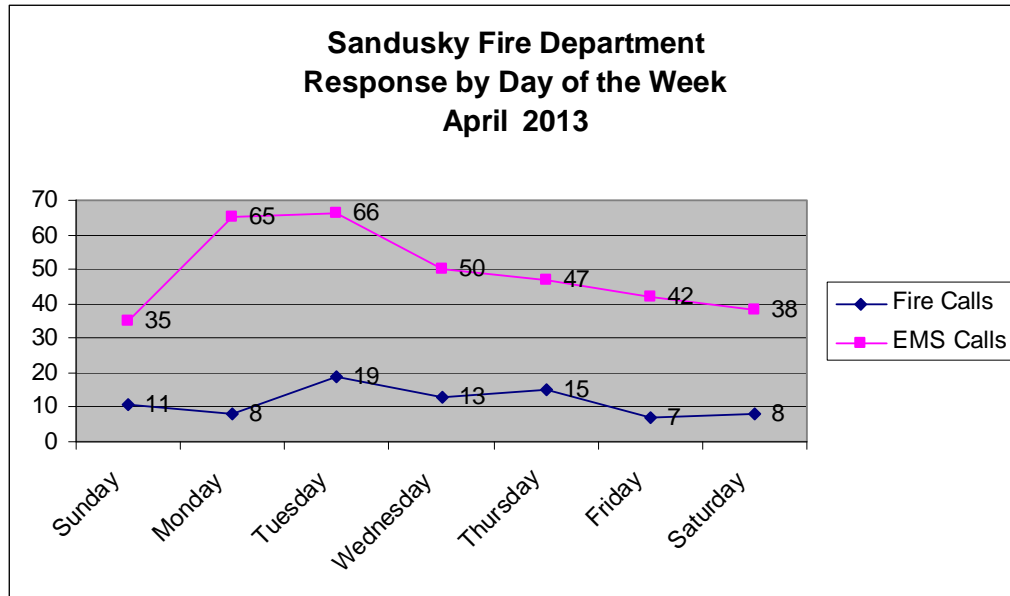
Ambulance service continues to be the highest requested service at 81%. Structure fire activity was 4% of all emergent activity. False alarms represented 4% of all April emergent activity. There was \$107,200 in fire loss.



Thirty-one percent of all April activity was emergency response. Station and vehicle maintenance was forty-one percent and training was twelve percent.



Fifty-eight percent of April training was Fireground Operations training. Thirty-eight percent was physical fitness.



Fuel Usage

The Sandusky Fire Department used 976.612 gallons of fuel at a cost of \$3393.57 in April 2013. Average per gallon cost was \$3.47.

Staffing

The average daily staffing for April was 13.128 personnel per day.

All three stations remained open in April.

Mutual –Aid

Sandusky Fire Department provided mutual aid 5 times and received mutual aid 5 times in April 2013.

Respectfully Submitted,

**Paul E. Ricci, EFO, CFO
Chief of Department**

Fire Prevention Bureau march 2013			
Activities		Hours Spent-Ruiz	Hours Spent-Rucker
Inspection Activities		40	34
Administration Activities		7	21
VAB Blds.		0	42
Public Education		12	2
Physical Training		8	2
Department Meetings		3	14
Grant Program		10	0
Plan Review		2	0
Warrant & Court Appearance		0	6
Risk Reduction		7	2
Training		50	16
Explorer Program		1	0
Vehicle Maint.		0	2
Total Hours		135	141

Inspection activities for March 2013:

FPB TOTAL: 84 inspections and three re-inspections

District 1
TOTAL: 25

District 3
TOTAL: 16

District 7
TOTAL: 6

There were two public education events in the month of March which had 804 adult attendees. Issues discussed included fire extinguisher training and risk reduction suggestions for the home. Other specialized activities include; plan review acceptance and grant submissions.



Fire Inspector Steve Rucker trains a employee on the use of a fire extinguisher

Respectfully submitted,
Rudy Ruiz, MBA, EFO, FO
Fire Marshal
Bureau of Fire Prevention and Risk Reduction

