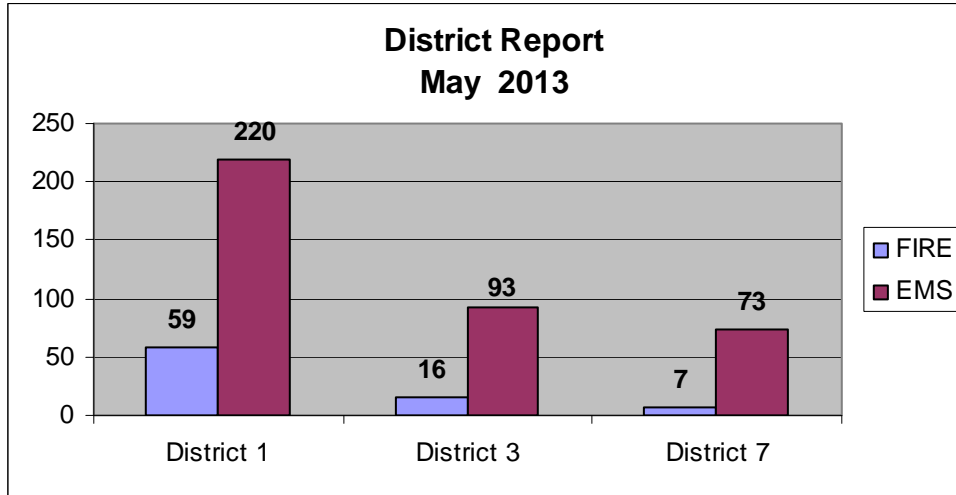




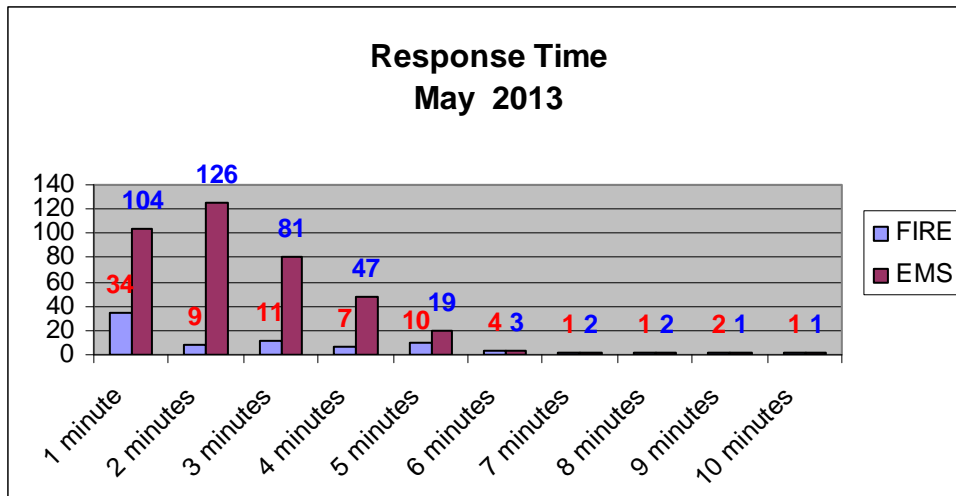
MONTHLY REPORT

May

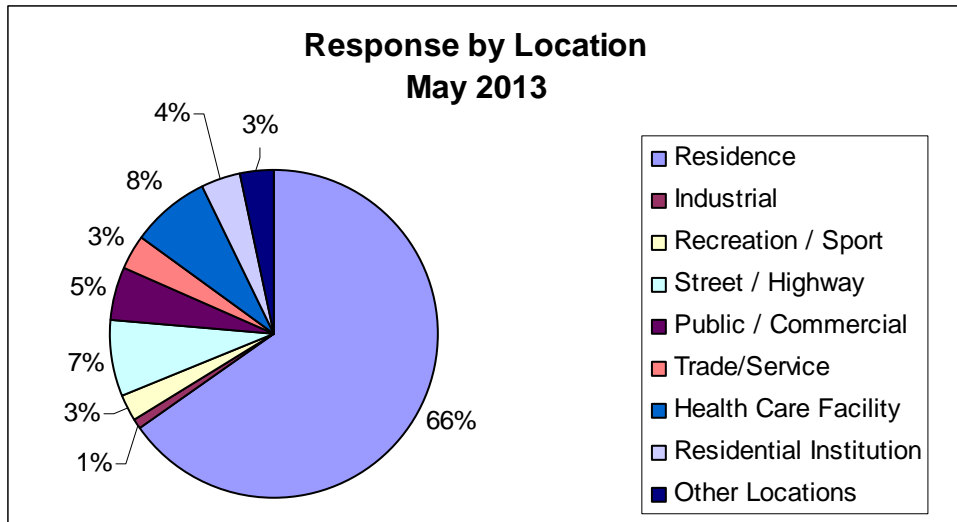
2013



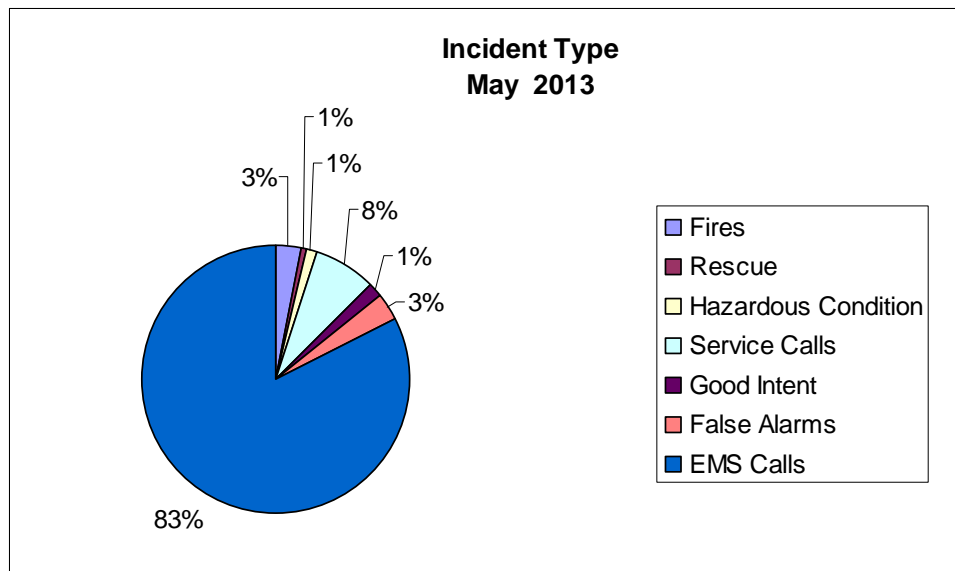
There were 468 responses in May. 60% percent of all responses were in District 1. Responses in District 3 and District 7 were 23% and 17% respectively.



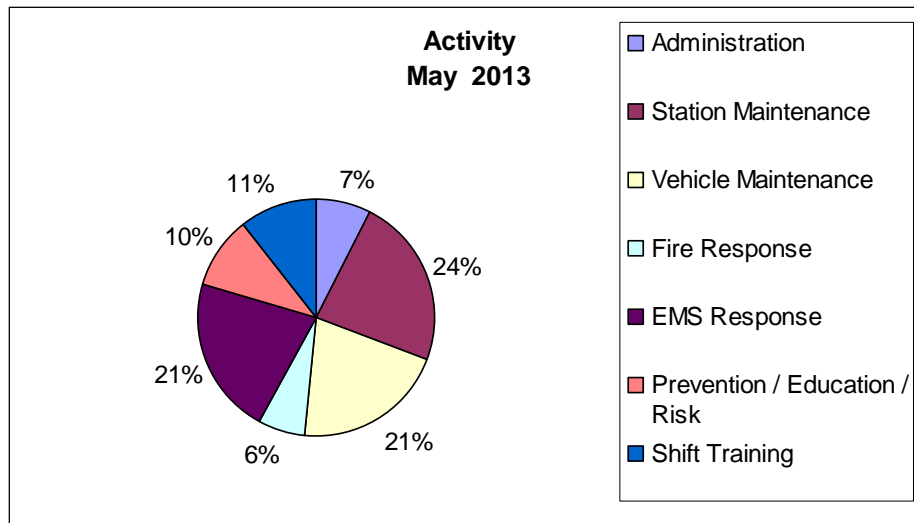
The average response time for fire emergencies was 2 minutes and 59 seconds. The average response time for EMS emergencies was 3 minutes and 01 seconds. The Sandusky Fire Department responded to 76% of fire emergencies within four minutes and 93% of EMS emergencies within four minutes. This calculates to 90% of all emergency calls within four minutes.



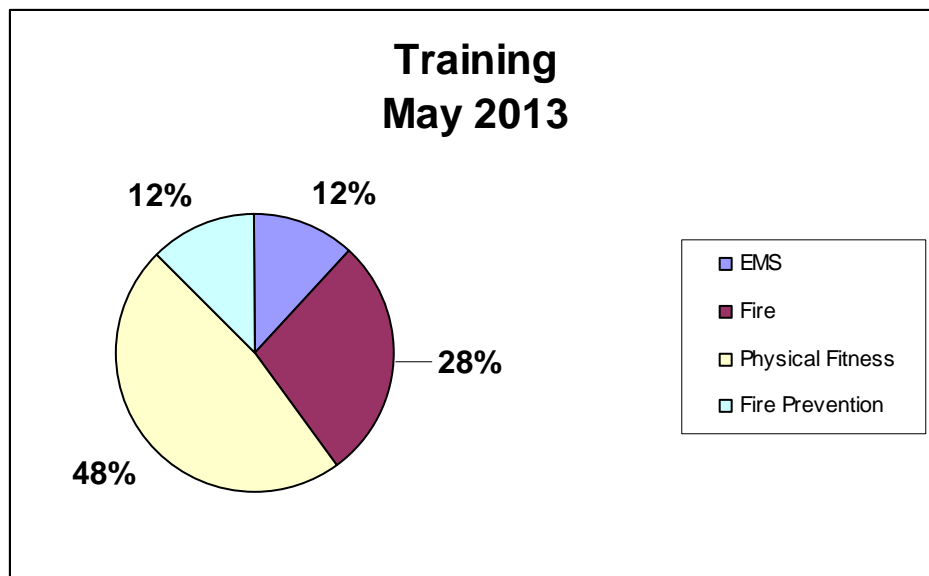
In May, 78% of all emergency responses were to residential occupancies (residences, nursing homes and residential institutions). Commercial buildings, recreational occupancies and streets and highways totaled 15%.



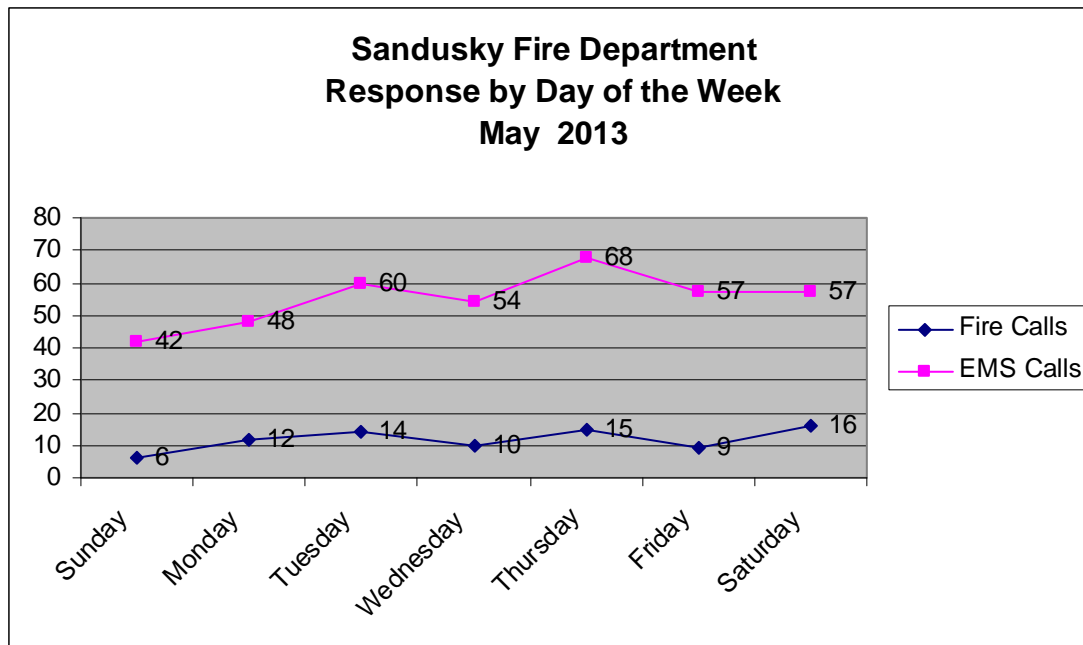
Ambulance service continues to be the highest requested service at 83%. Structure fire activity was 3% of all emergent activity. False alarms represented 3% of all May emergent activity. There was \$2,799 in fire loss.



Twenty-nine percent of all May activity was emergency response. Station and vehicle maintenance was forty-five percent and training was eleven percent.



Forty-eight percent of May training was Physical Fitness training. The focus was on annual physicals.



Fuel Usage

The Sandusky Fire Department used 1043.479 gallons of fuel at a cost of \$3722.810 in May 2013. Average per gallon cost was \$3.57.

Staffing

The average daily staffing for May was 12.58 personnel per day. All three stations remained open in May.

Mutual –Aid

Sandusky Fire Department provided mutual aid one time and received mutual aid two times in May 2013.

<i>Fire Prevention Bureau May 2013</i>			
<u>Activities</u>		<u>Hours Spent-Ruiz</u>	<u>Hours Spent-Rucker</u>
Inspection Activities		102	100
Administration Activities		5	14
VAB Blds.		0	1
Public Education		5	5
Physical Training		4	2
Department Meetings		2	3
Grant Program		8	0
Plan Review		6	0
Warrant & Court Appearance		0	0
Risk Reduction		11	8
Training		3	25
Extinguisher Training		3	0
Vehicle Maint.		0	0
Paint Hydrants		0	0
Fire Investigation		3	0
Strategic Planning		2	0
Total Hours		154	158

Inspection activities for May 2013:

FPB TOTAL: 525 inspections and re-inspections.

District 1
TOTAL: 42

District 3
TOTAL: 44

District 7
TOTAL: 7

There were two public education events in the month of May that included adult education, fire extinguisher training, and featuring the Wightman-Wieber Safety Fair. The fair attendance recorded approximately 1000 adult attendees and 4000 children. Other activities of significance include the opening of Cedar Point. This marks the first year that all occupancy inspections were completed before the park opened. Diligent work provided by the park staff limited the number of re-inspections scheduled. All code violations were completed in the residential occupancies before employees and guests checked-in. All scheduled June activities were also completed in preparation for Ohio Bike Week.

