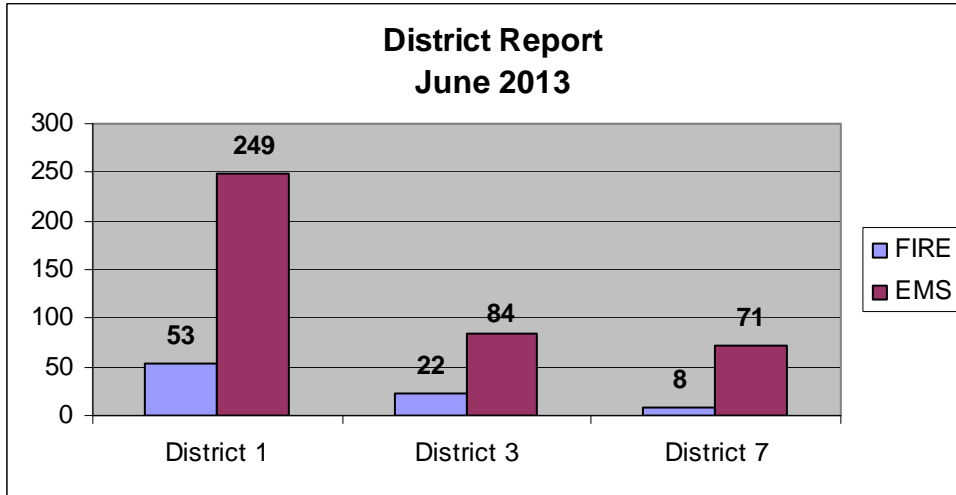




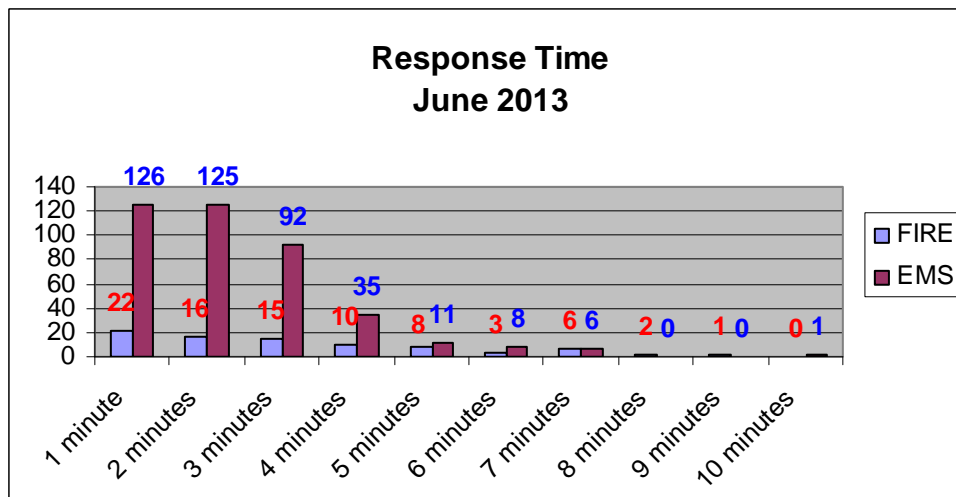
MONTHLY REPORT

June

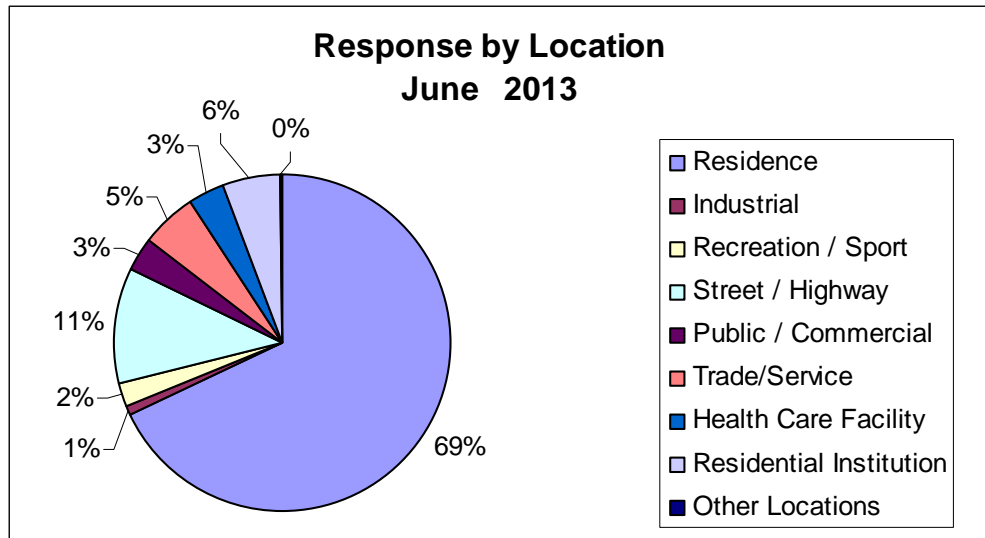
2013



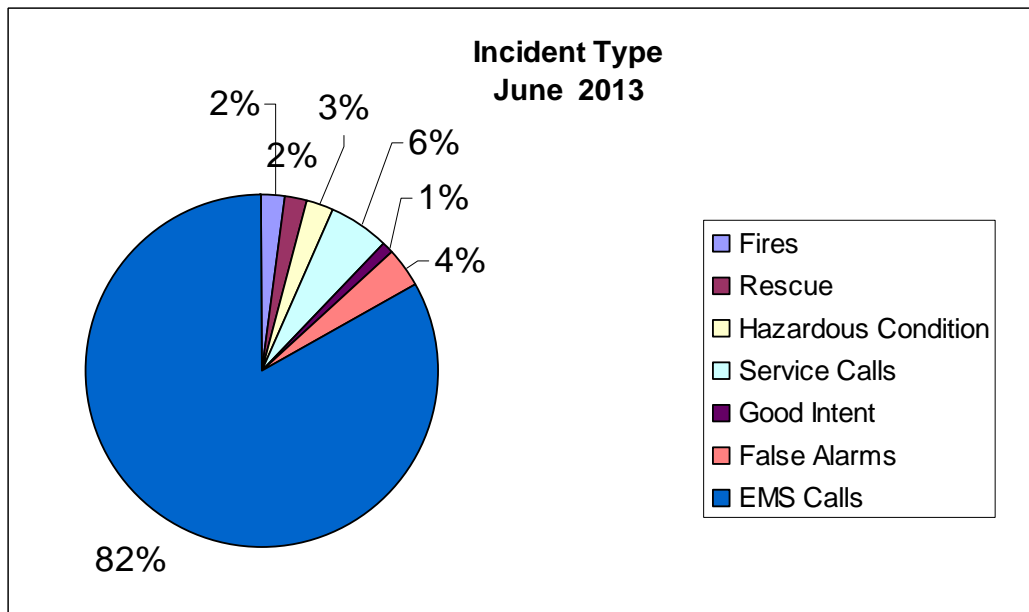
There were 487 responses in June. 62% percent of all responses were in District 1. Responses in District 3 and District 7 were 22% and 16% respectively.



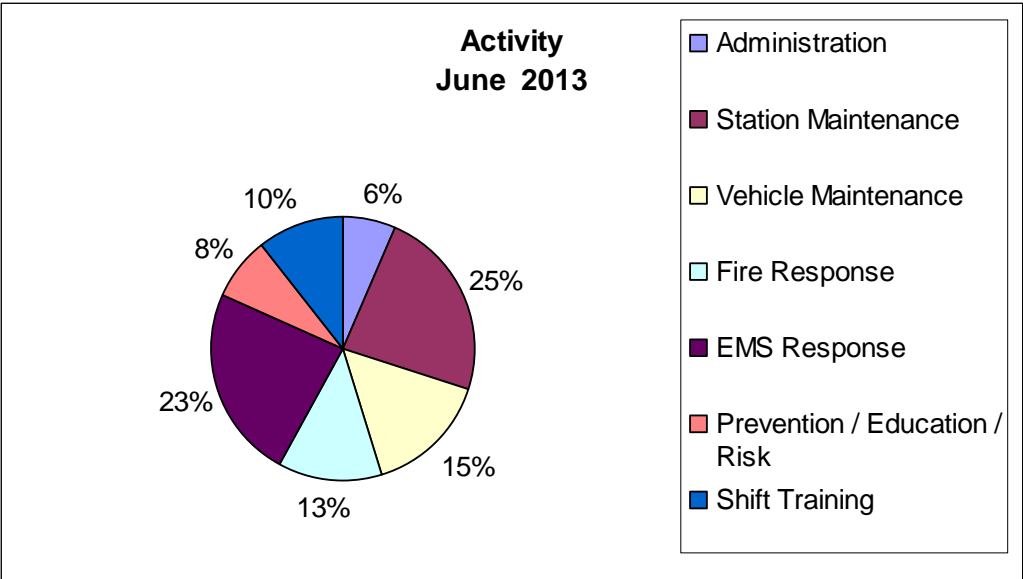
The average response time for fire emergencies was 2 minutes and 43 seconds. The average response time for EMS emergencies was 3 minutes and 30 seconds. The Sandusky Fire Department responded to 75% of fire emergencies within four minutes and 90% of EMS emergencies within four minutes. This calculates to 90% of all emergency calls within four minutes.



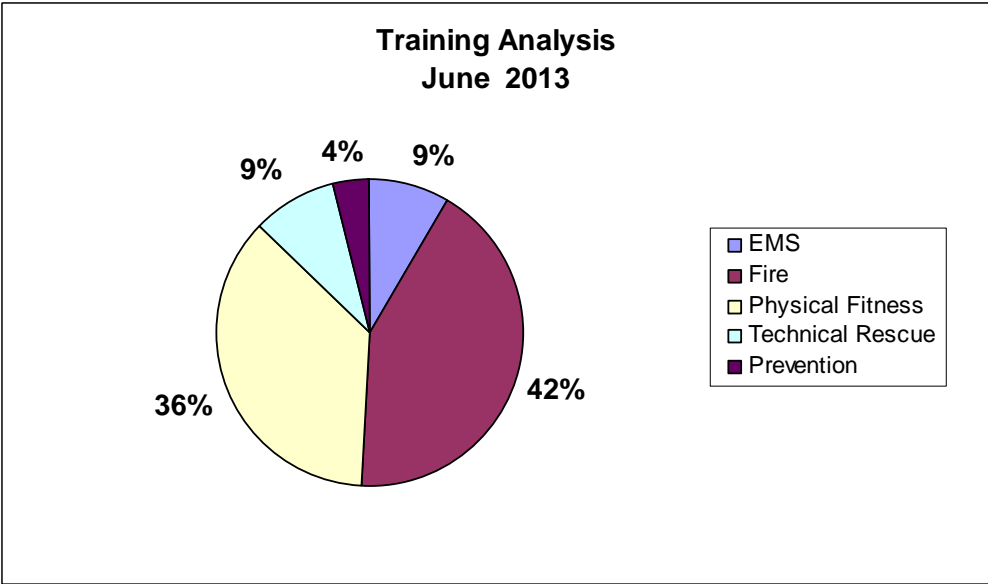
In June, 75% of all emergency responses were to residential occupancies (residences, nursing homes and residential institutions). Commercial buildings, recreational occupancies and streets and highways totaled 16%.



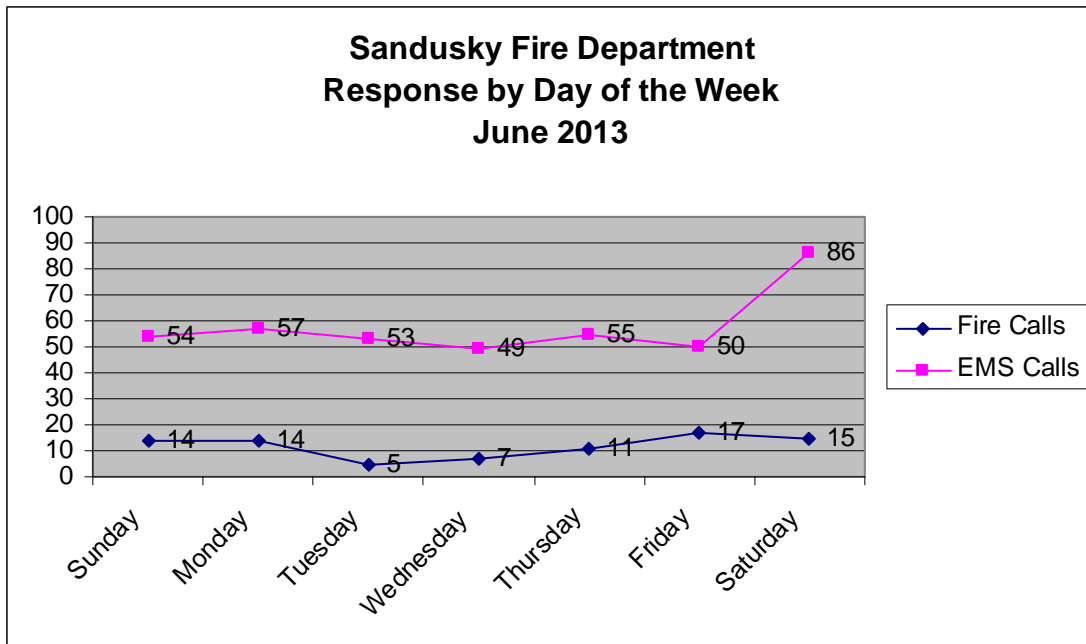
Ambulance service continues to be the highest requested service at 82%. Structure fire activity was 2% of all emergent activity. False alarms represented 4% of all June emergent activity. There was \$4,425 in fire loss.



Thirty-six percent of all June activity was emergency response. Station and vehicle maintenance was forty percent and training was ten percent.



Forty-two percent of June training was Fire training. The focus was on watercraft operations.



Fuel Usage

The Sandusky Fire Department used 1268.974 gallons of fuel at a cost of \$4304.330 in June 2013. Average per gallon cost was \$3.39.

Staffing

The average daily staffing for June was 12.33 personnel per day. All three stations remained open in June.

Mutual –Aid

Sandusky Fire Department provided mutual aid one time and received mutual aid three times in June 2013.

Respectfully Submitted,

**Paul E. Ricci, EFO, CFO
Chief of Department**

Fire Prevention Bureau June 2013			
Activities		Hours Spent-Ruiz	Hours Spent-Rucker
Inspection Activities		43	50
Administration Activities		9	13
VAB Blds.		0	22
Public Education		25	15
Physical Training		4	18
Department Meetings		6	0
Grant Program		5	0
Plan Review		10	0
Assist other City Depts.		3	23
Risk Reduction		30	24
Training		3	0
Extinguisher Training		3	0
Explorer Program		16	0
Fire Investigation		3	0
Strategic Planning		2	0
Total Hours		162	165

Inspection activities for June 2013:

FPB TOTAL: 357 inspections and re-inspections.

District 1

TOTAL: 11

Shift 1

TOTAL: 0

District 3

TOTAL: 6

Shift 2

TOTAL: 12

District 7

TOTAL: 19

Shift 3

TOTAL: 22 (2 unknown)

There were seven public education events in the month of June that included adult education, fire extinguisher training, and fireworks safety. The education events attendance recorded approximately 78 adult attendees and 149 children. Ohio Bike Week activities provided no fire related incidences. Fireworks displays were canceled at the last minute due to provider limitations.

Respectfully submitted,
 Rudy Ruiz, MBA, EFO, FO
 Fire Marshal
 Bureau of Fire Prevention and Risk Reduction

