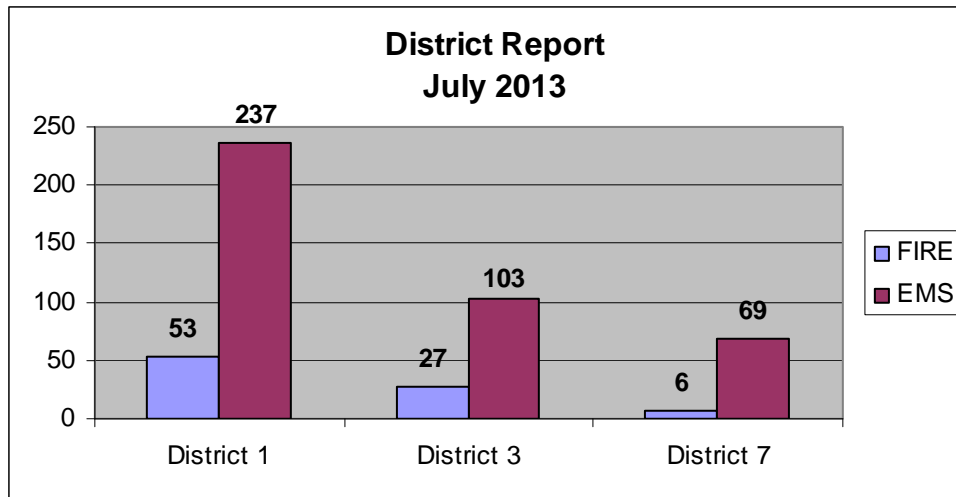




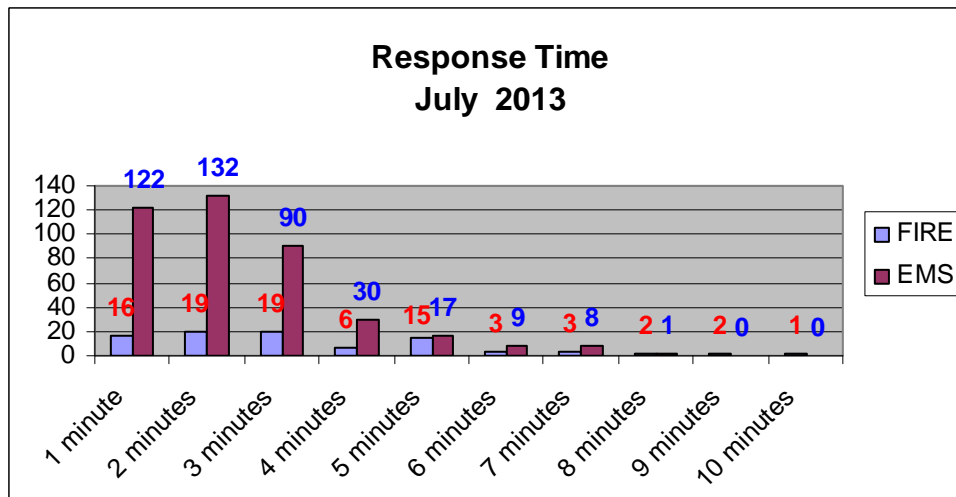
MONTHLY REPORT

July

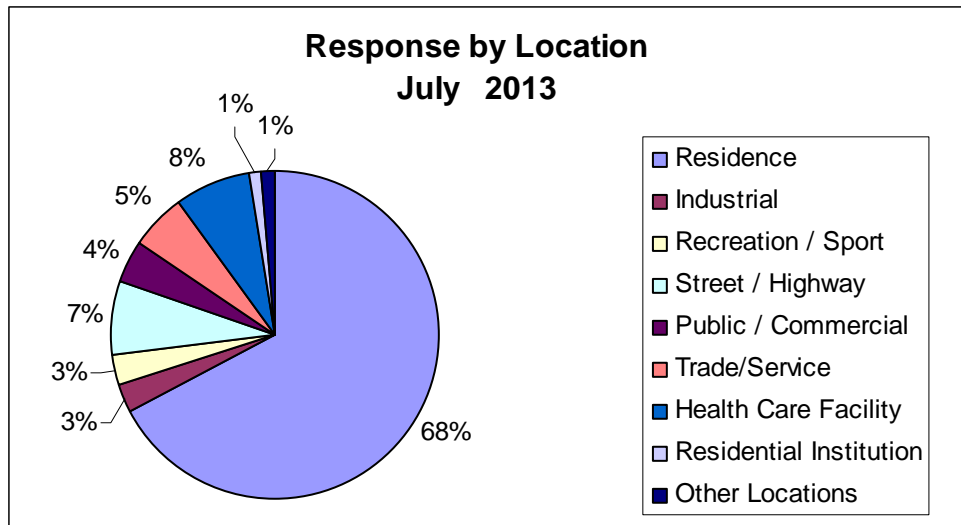
2013



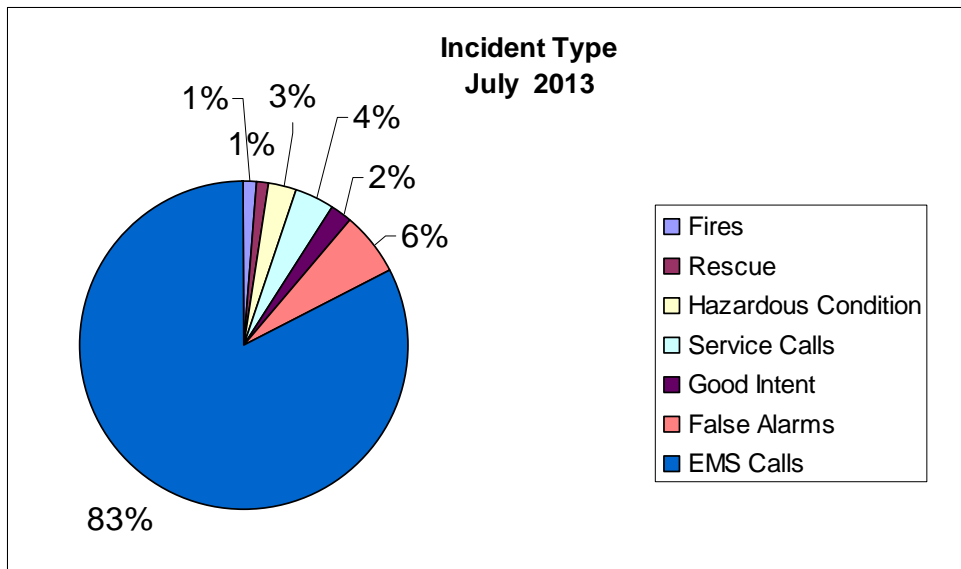
There were 495 responses in July. 59% percent of all responses were in District 1. Responses in District 3 and District 7 were 26% and 15% respectively.



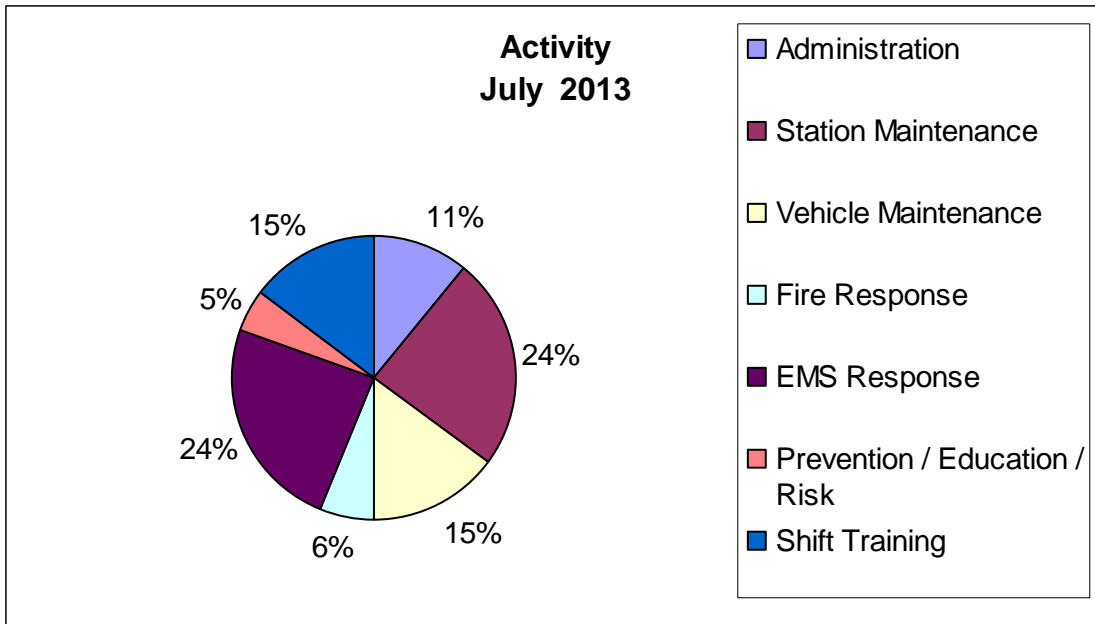
The average response time for fire emergencies was 3 minutes and 45 seconds. The average response time for EMS emergencies was 2 minutes and 48 seconds. The Sandusky Fire Department responded to 70% of fire emergencies within four minutes and 91% of EMS emergencies within four minutes. This calculates to 88% of all emergency calls within four minutes.



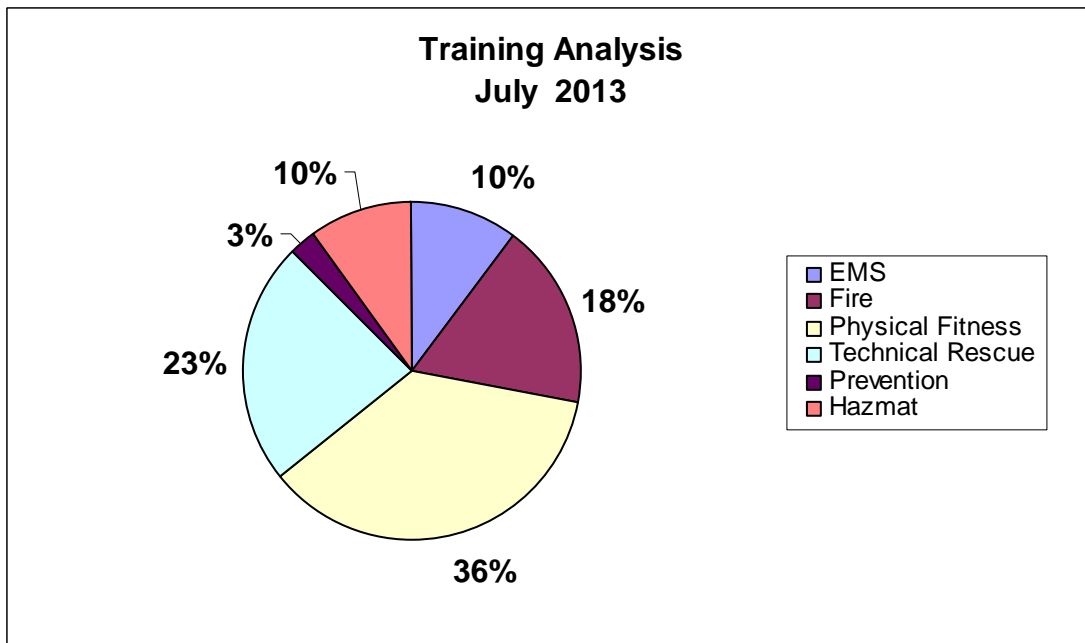
In July, 75% of all emergency responses were to residential occupancies (residences, nursing homes and residential institutions). Commercial buildings, recreational occupancies and streets and highways totaled 16%.



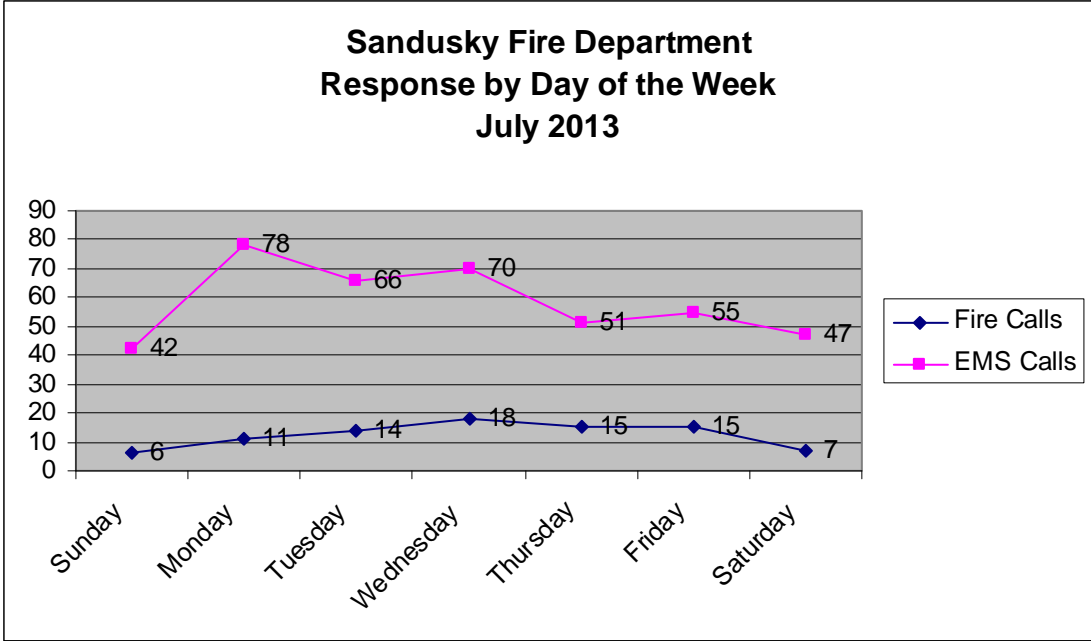
Ambulance service continues to be the highest requested service at 83%. Structure fire activity was 1% of all emergent activity. False alarms represented 6% of all July emergent activity. There was \$41,800 in fire loss.



Thirty percent of all July activity was emergency response. Station and vehicle maintenance was thirty-nine percent and training was fifteen percent.



Thirty-six percent of July training was physical fitness and twenty-three percent was technical rescue. The focus was on annual fitness evaluations, rope rescue and boat operations.



Fuel Usage

The Sandusky Fire Department used 1057.639 gallons of fuel at a cost of \$3602.93 in July 2013. Average per gallon cost was \$3.41.

Staffing

The average daily staffing for July was 11.58 personnel per day. All three stations remained open in July.

Mutual –Aid

Sandusky Fire Department provided mutual aid five times and received mutual aid three times in July 2013.

Respectfully Submitted,

**Paul E. Ricci, EFO, CFO
Chief of Department**

Fire Prevention Bureau July 2013			
Activities		Hours Spent-Ruiz	Hours Spent-Rucker
Inspection Activities		41	3
Administration Activities		18	33
VAB Blds.		0	21
Public Education		4	0
Physical Training		4	18
Department Meetings		1	3
Grant Program		3	0
Plan Review		0	0
Assist other City Depts.		8	22
Risk Reduction		9	6
Training		4	3
Extinguisher Training		2	1
Court Appearance		0	6
Vehicle Maintenance		7	0
CFAI		10	0
Total Hours		111	116

Inspection activities for July 2013:

FPB TOTAL: 154 inspections and re-inspections.

District 1

TOTAL: 1

Shift 1

TOTAL: 1

District 3

TOTAL: 1

Shift 2

TOTAL: 0

District 7

TOTAL: 0

Shift 3

TOTAL: 1

There were five public education events in the month of July that included adult education, fire extinguisher training, and home fire safety. The education events attendance recorded 53 adult attendees and 2 children.

Respectfully submitted,
Rudy Ruiz, MBA, EFO, FO
Fire Marshal
Bureau of Fire Prevention and Risk Reduction

