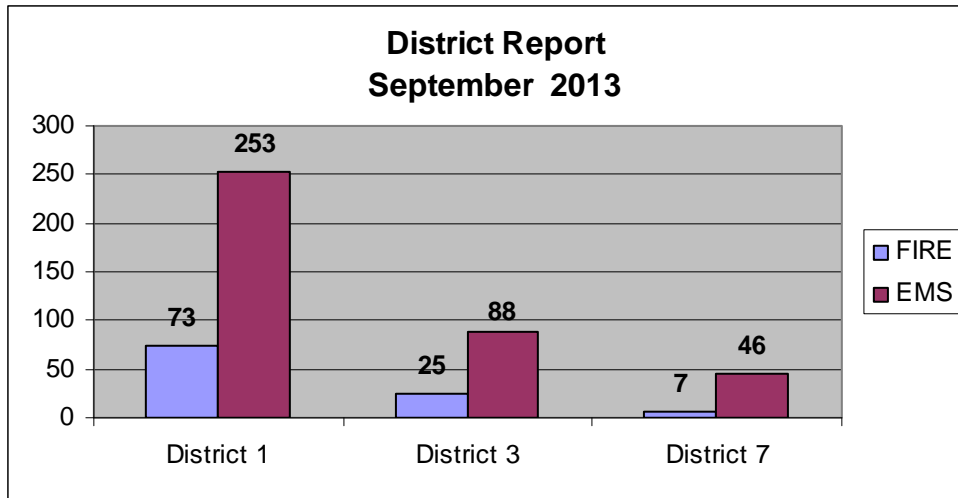




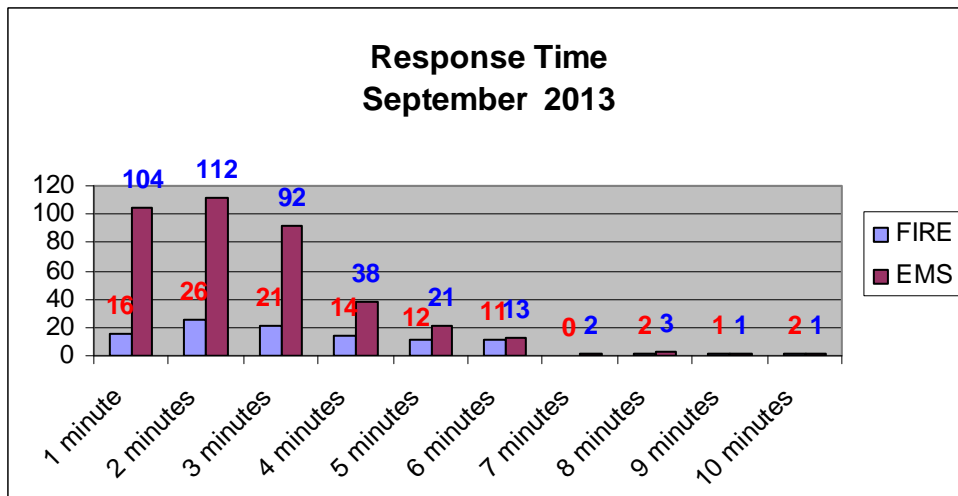
# **MONTHLY REPORT**

**September**

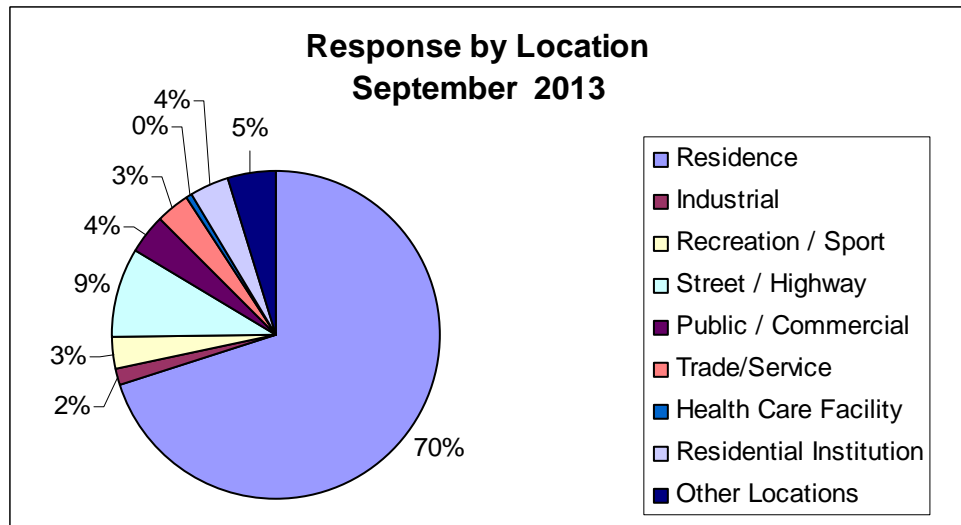
**2013**



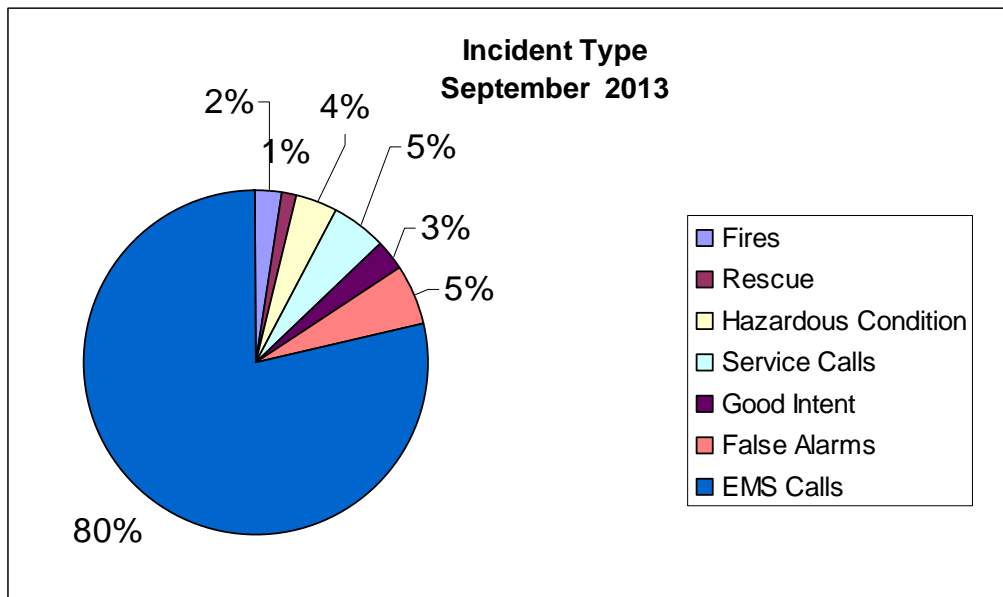
**There were 492 responses in September. 66% percent of all responses were in District 1. Responses in District 3 and District 7 were 23% and 11% respectively.**



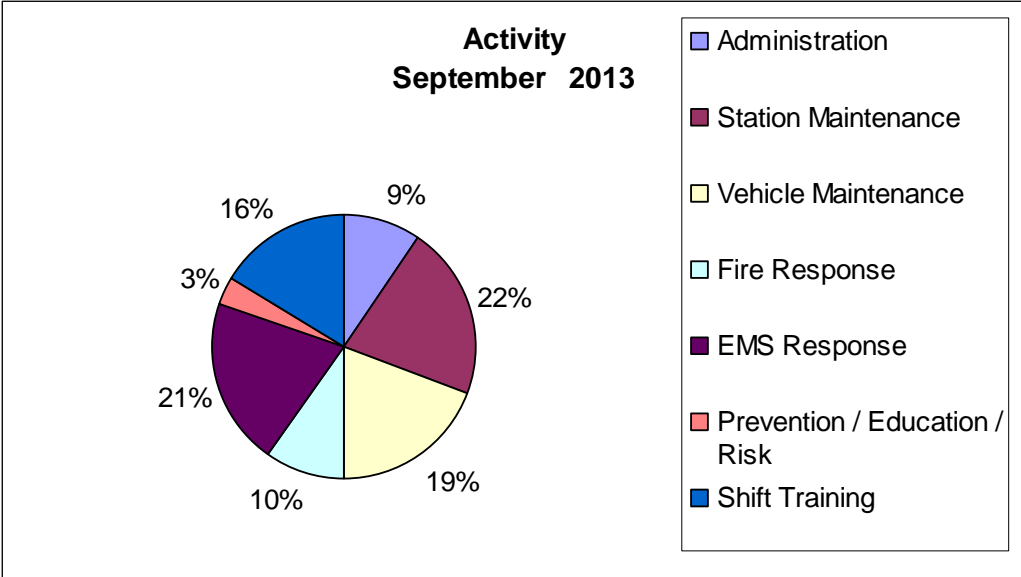
**The average response time for fire emergencies was 4 minutes and 17 seconds. The average response time for EMS emergencies was 3 minutes and 01 seconds. The Sandusky Fire Department responded to 73% of fire emergencies within four minutes and 92% of EMS emergencies within four minutes. This calculates to 88% of all emergency calls within four minutes.**



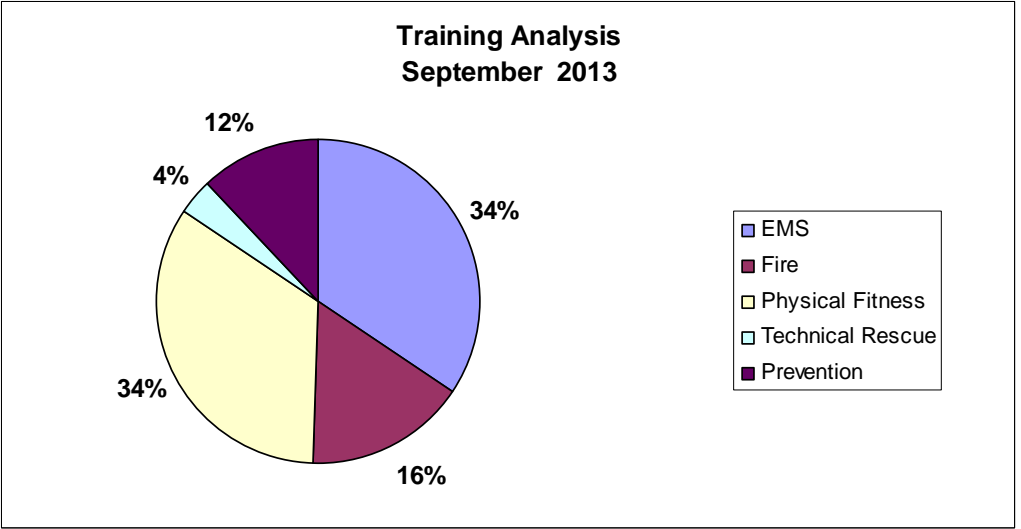
**In September, 74% of all emergency responses were to residential occupancies (residences, nursing homes and residential institutions). Commercial buildings, recreational occupancies and streets and highways totaled 16%.**



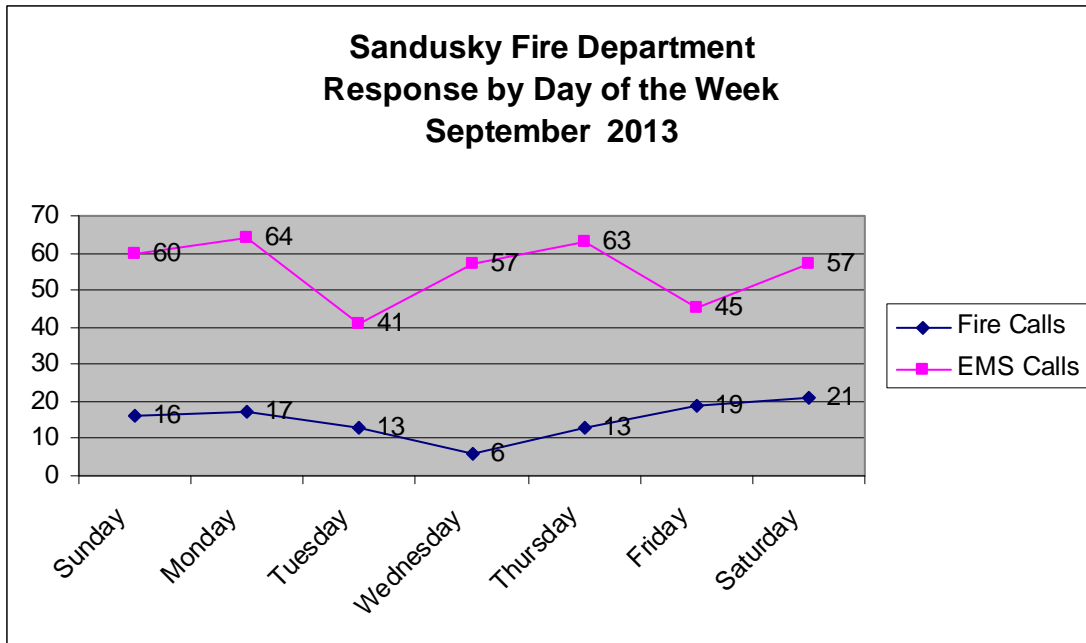
**Ambulance service continues to be the highest requested service at 80%. Structure fire activity was 2% of all emergent activity. False alarms represented 5% of all September emergent activity. There was \$17,300 in fire loss.**



**Thirty-one percent of all September activity was emergency response. Station and vehicle maintenance was forty-one percent and training was sixteen percent.**



**Thirty-four percent of September training was physical fitness and thirty-four percent was EMS training. The focus was on annual fitness evaluations and trauma and preparatory continuing education.**



### Fuel Usage

The Sandusky Fire Department used 1201.492 gallons of fuel at a cost of \$4259.84 in September 2013. Average per gallon cost was \$3.55.

### Staffing

The average daily staffing for September was 11.76 personnel per day. All three stations remained open in September.

### Mutual –Aid

Sandusky Fire Department provided mutual aid five times in September 2013.

<i>Fire Prevention Bureau September 2013</i>			
<b>Activities</b>		<b>Hours Spent-Ruiz</b>	<b>Hours Spent-Rucker</b>
Inspection Activities		49	8
Administration Activities		5	33
VAB Blds.			52
Public Education		9	4
Physical Training		6	13
Department Meetings		6	18
Grant Program		5	0
Explorer Program		1	0
Assist other City Depts.		4	0
Juvenile Firesetters		0	3
Training		12	0
Extinguisher Training		3	0
Vehicle Maintenance		2	0
CFAI		2	0
Plans Review		7	0
Risk Reduction		5	3
<b>Total Hours</b>		<b>116</b>	<b>134</b>

Inspection activities for September 2013

FPB TOTAL: 107 inspections and re-inspections.

District 1  
TOTAL: 0

Shift 1  
TOTAL: 6

District 3  
TOTAL: 6

Shift 2  
TOTAL: 2

District 7  
TOTAL: 2

Shift 3  
TOTAL: 0

There were four public education events in the month of September that included adult education, fire extinguisher training and home fire safety. The education events attendance recorded 97 adult attendees and 160 children.

Respectfully submitted,  
Rudy Ruiz, MBA, EFO, FO  
Fire Marshal  
Bureau of Fire Prevention and Risk Reduction

