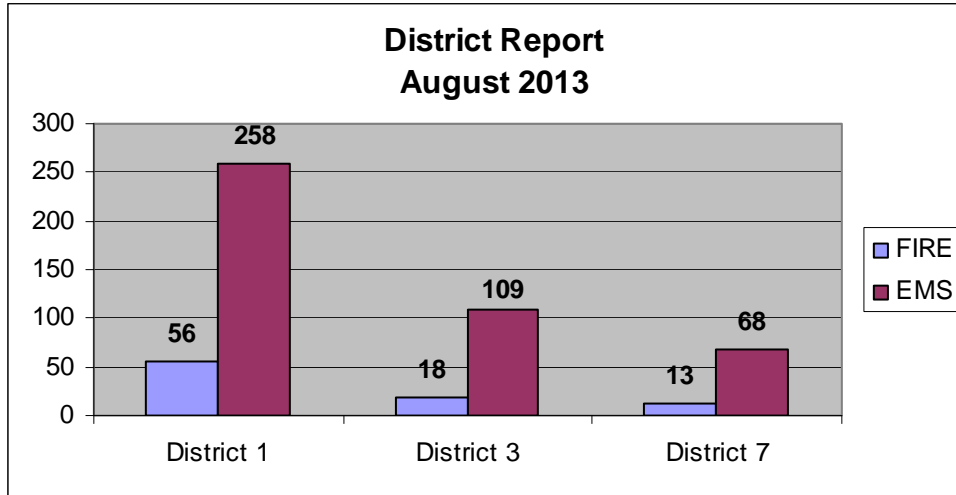




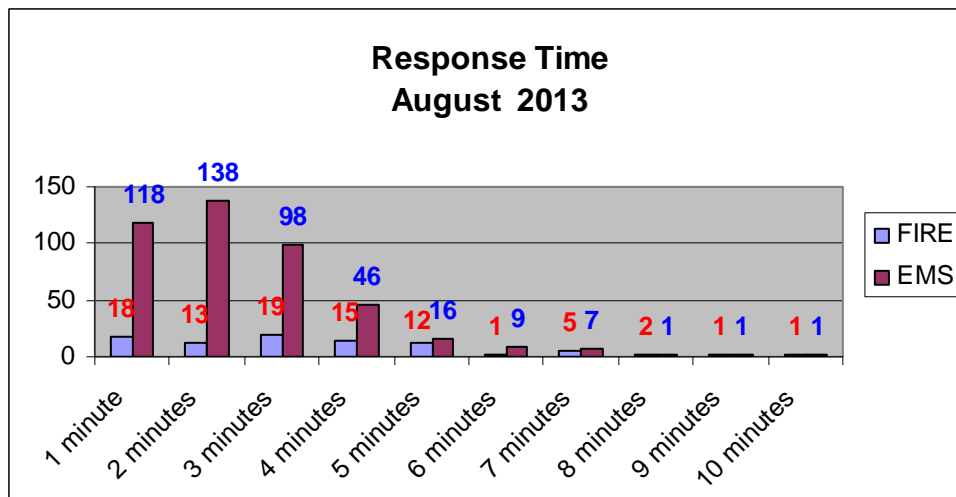
MONTHLY REPORT

August

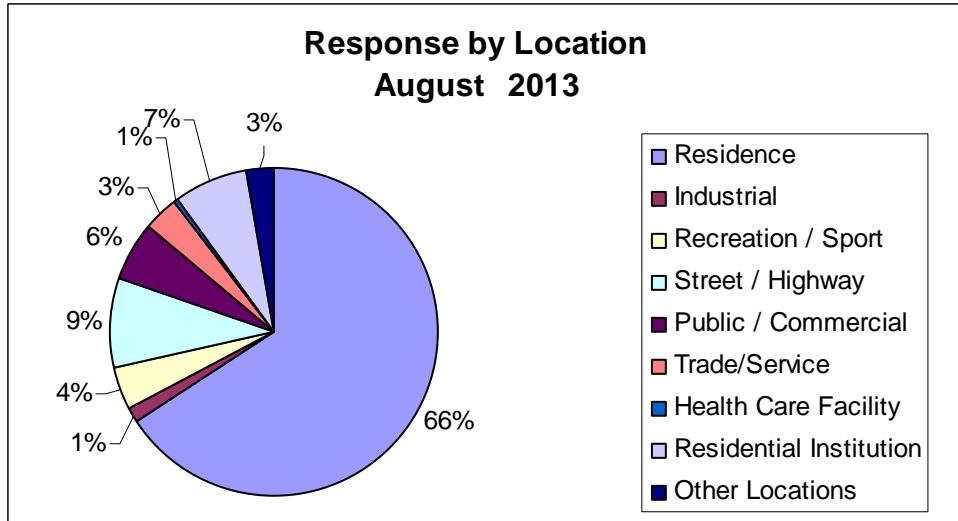
2013



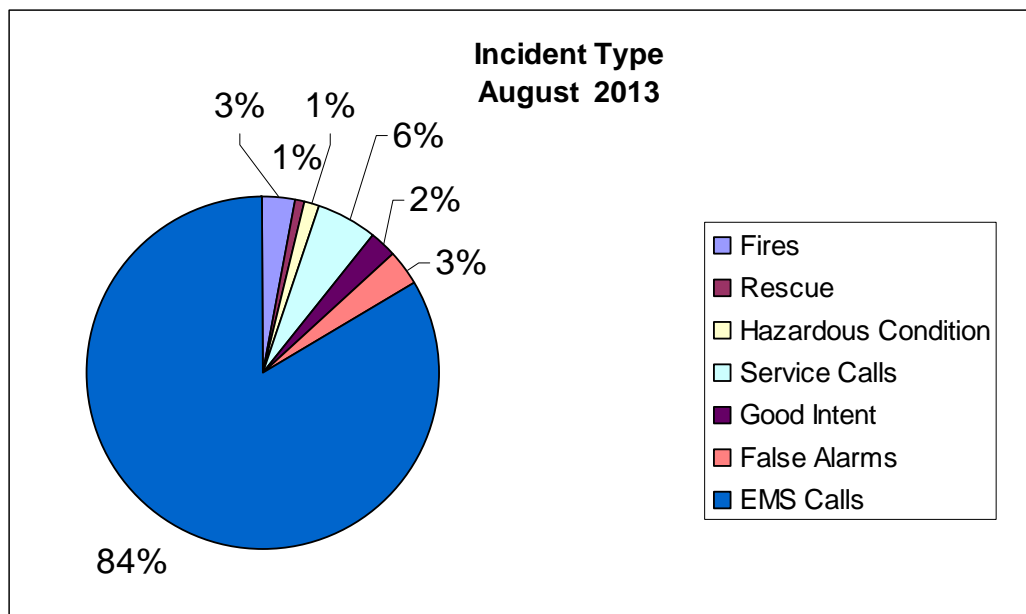
There were 522 responses in August. 60% percent of all responses were in District 1. Responses in District 3 and District 7 were 24% and 16% respectively.



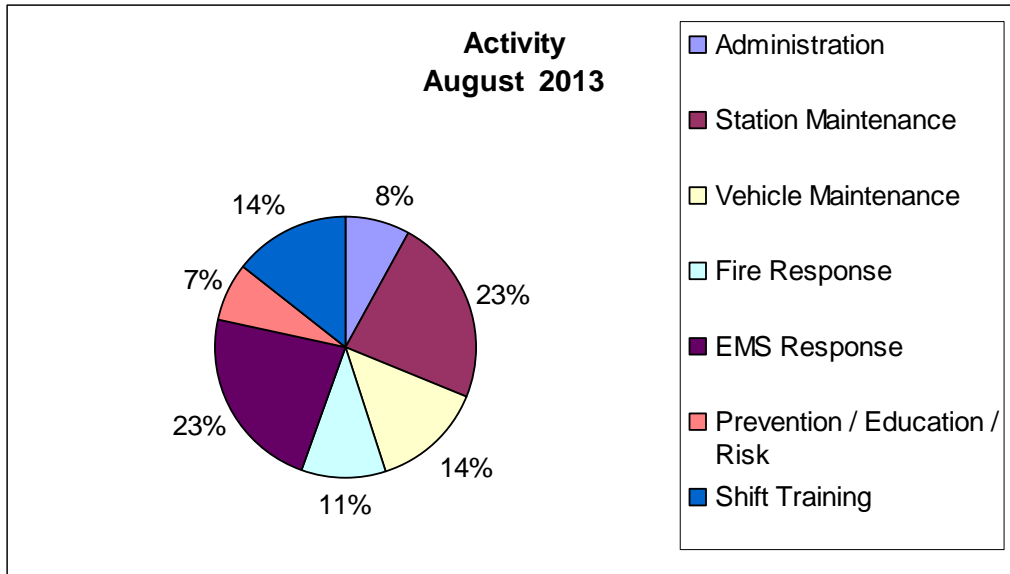
The average response time for fire emergencies was 3 minutes and 48 seconds. The average response time for EMS emergencies was 2 minutes and 55 seconds. The Sandusky Fire Department responded to 73% of fire emergencies within four minutes and 91% of EMS emergencies within four minutes. This calculates to 88% of all emergency calls within four minutes.



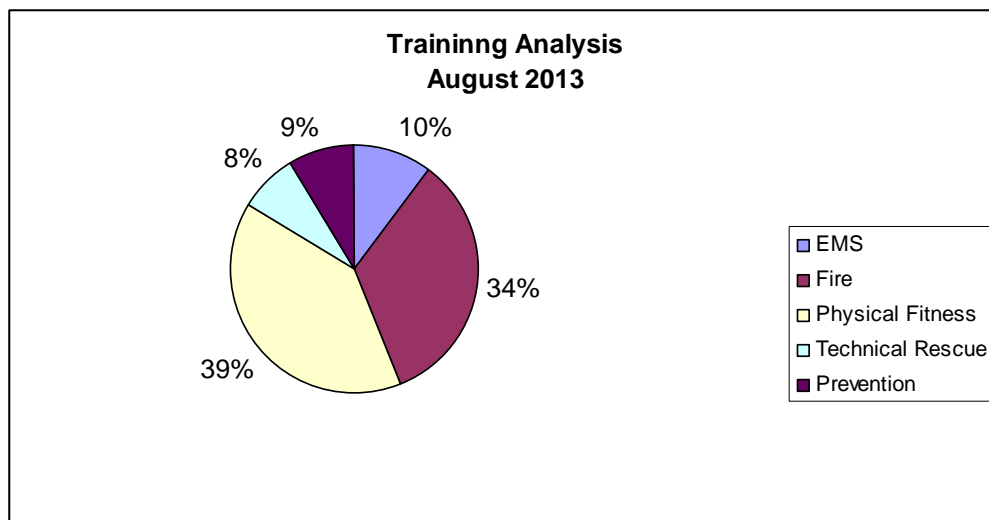
In August, 73% of all emergency responses were to residential occupancies (residences, nursing homes and residential institutions). Commercial buildings, recreational occupancies and streets and highways totaled 16%.



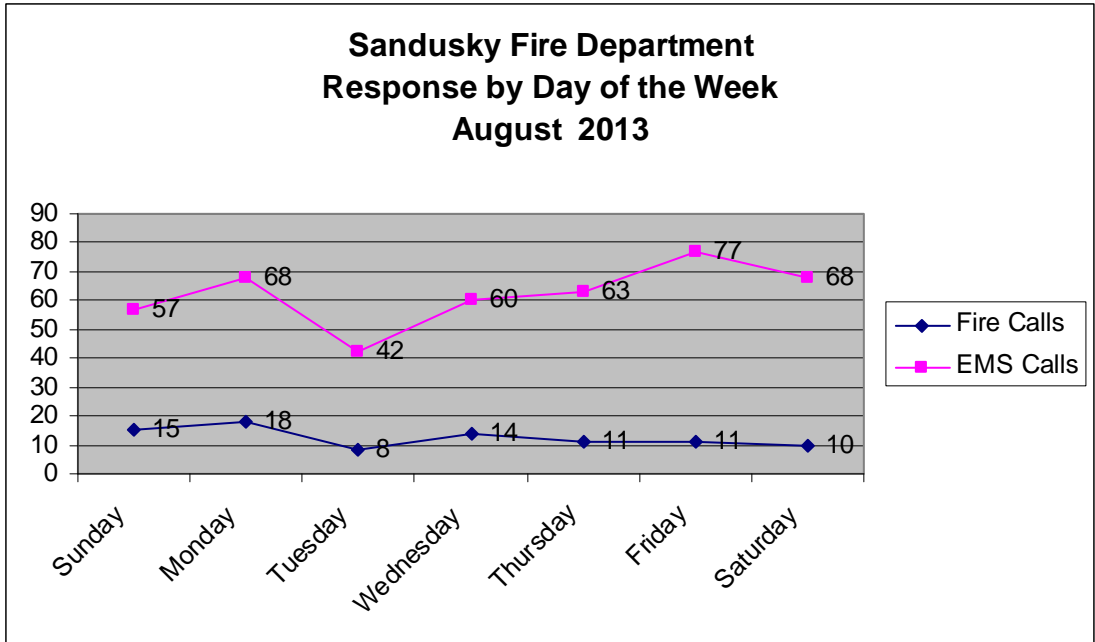
Ambulance service continues to be the highest requested service at 84%. Structure fire activity was 3% of all emergent activity. False alarms represented 3% of all August emergent activity. There was \$73,250 in fire loss.



Thirty-four percent of all August activity was emergency response. Station and vehicle maintenance was thirty-seven percent and training was fourteen percent.



Thirty-nine percent of August training was physical fitness and thirty-four percent was fire training. The focus was on annual fitness evaluations, rope rescue and boat operations.



Fuel Usage

The Sandusky Fire Department used 1093.291 gallons of fuel at a cost of \$3752.27 in August 2013. Average per gallon cost was \$3.43.

Staffing

The average daily staffing for August was 12.14 personnel per day. All three stations remained open in August.

Mutual –Aid

Sandusky Fire Department provided mutual aid five times and received mutual aid one time in August 2013.

Respectfully Submitted,

Paul E. Ricci, EFO, CFO
Chief of Department

Fire Prevention Bureau August 2013		
Activities	Hours Spent-Ruiz	Hours Spent-Rucker
Inspection Activities	70	8
Administration Activities	14	37
VAB Blds.	0	43
Public Education	2	0
Physical Training	10	19
Department Meetings	8	10
Grant Program	6	0
Explorer Program	3	0
Assist other City Depts.	3	9
Strategic Planning	2	0
Training	19	1
Extinguisher Training	7	0
Court Appearance	0	6
Vehicle Maintenance	1	0
CFAI	4	0
Fire Investigation	10	0
Risk Reduction	0	7
Total Hours	159	140

Inspection activities for August 2013:

FPB TOTAL: 126 inspections and re-inspections.

District 1

TOTAL: 1

Shift 1

TOTAL: 5

District 3

TOTAL: 11

Shift 2

TOTAL: 9

District 7

TOTAL: 2

Shift 3

TOTAL: 0

There were three public education events in the month of August that included adult education, fire extinguisher training, and home fire safety. The education events attendance recorded 110 adult attendees and 150 children.

Respectfully submitted,
 Rudy Ruiz, MBA, EFO, FO
 Fire Marshal
 Bureau of Fire Prevention and Risk Reduction

