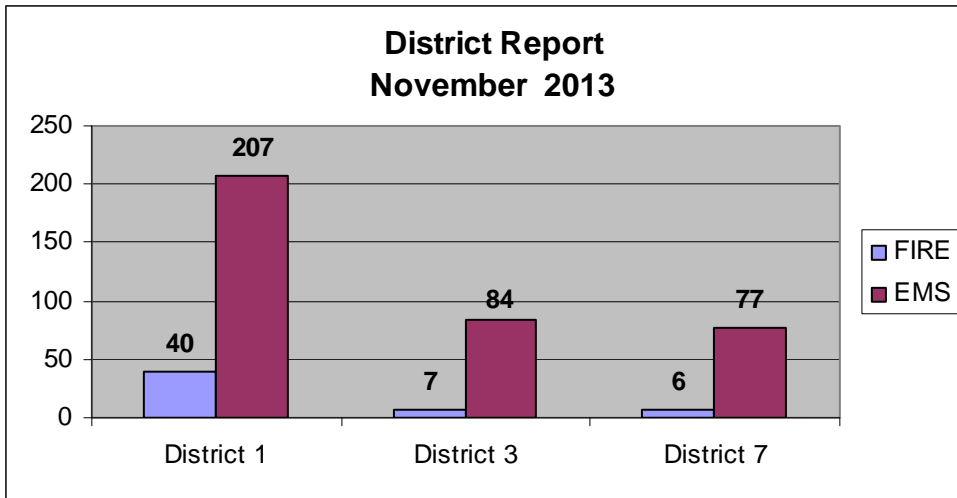




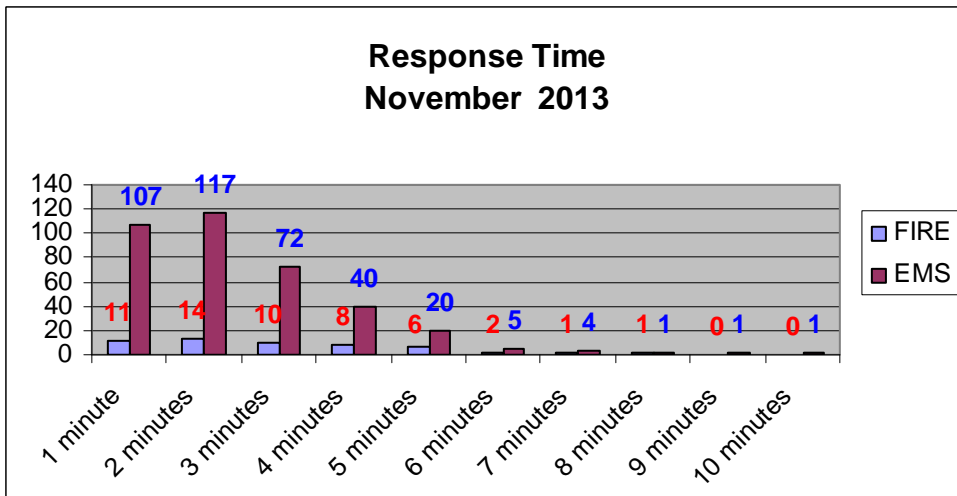
MONTHLY REPORT

November

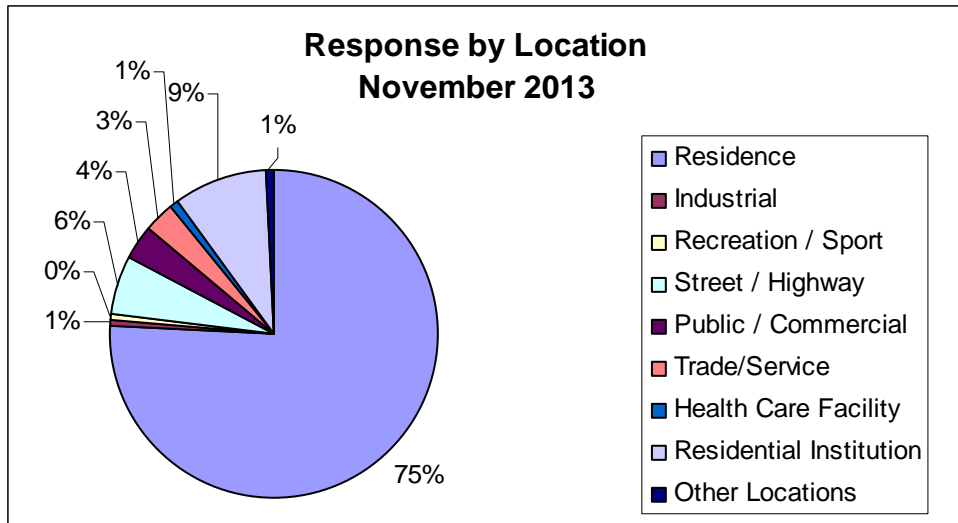
2013



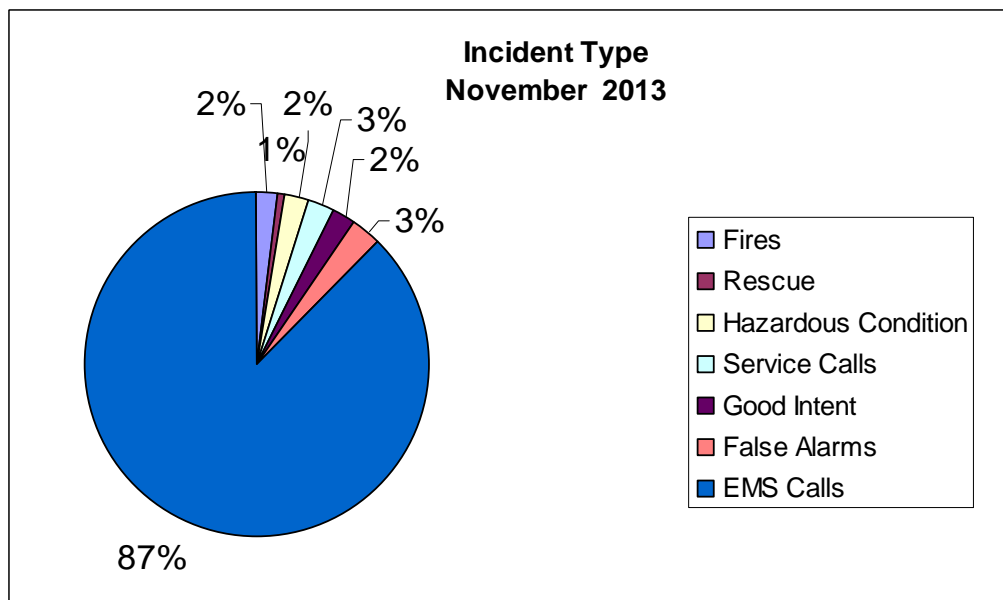
There were 421 responses in November. 57% percent of all responses were in District 1. Responses in District 3 and District 7 were 23% and 20% respectively.



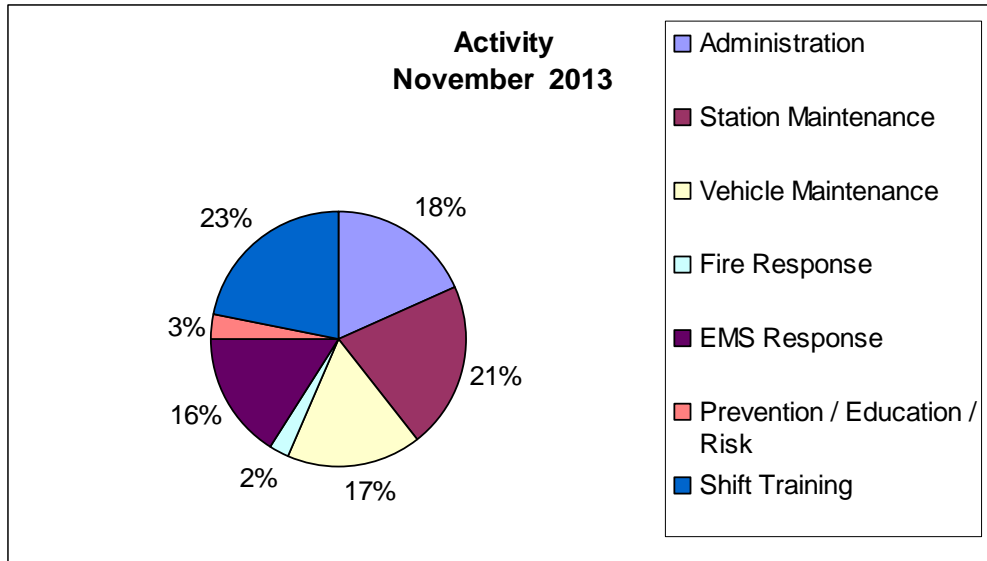
The average response time for fire emergencies was 3 minutes and 20 seconds. The average response time for EMS emergencies was 2 minutes and 54 seconds. The Sandusky Fire Department responded to 79% of fire emergencies within four minutes and 91% of EMS emergencies within four minutes. This calculates to 89.5% of all emergency calls within four minutes.



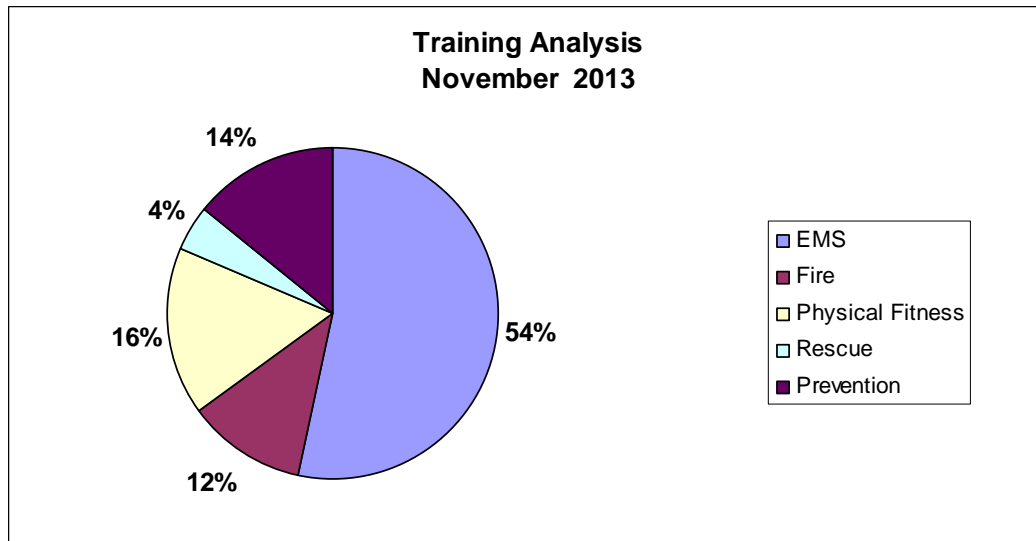
In November, 84% of all emergency responses were to residential occupancies (residences, nursing homes and residential institutions). Commercial buildings, recreational occupancies and streets and highways totaled 11%.



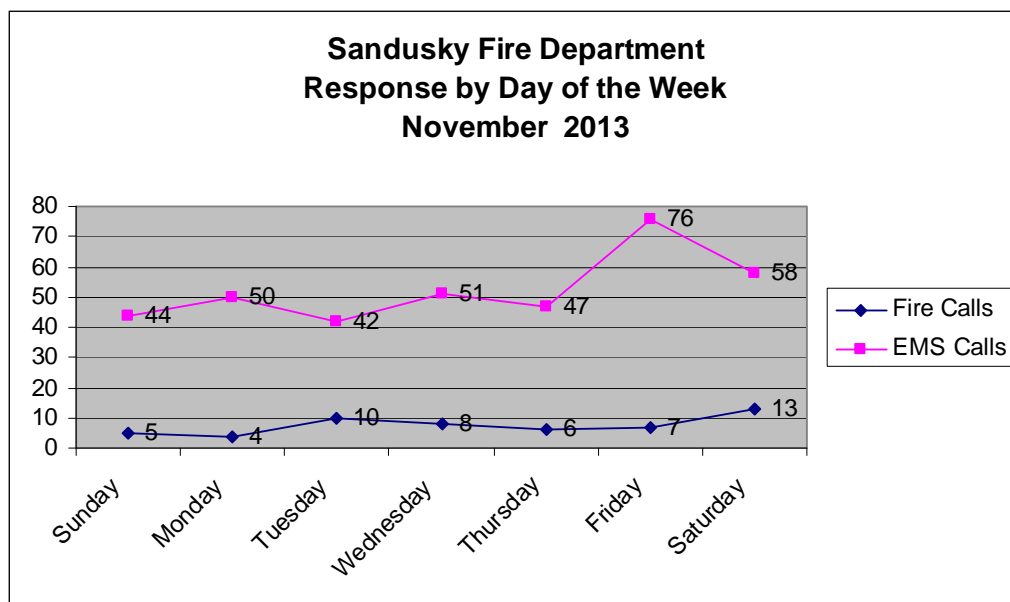
Ambulance service continues to be the highest requested service at 87%. Structure fire activity was 2% of all emergent activity. False alarms represented 3% of all November emergent activity. There was \$14,040 in fire loss.



Eighteen percent of all November activity was emergency response. Station and vehicle maintenance was thirty-eight percent and training was twenty-three percent.



Fifty-four percent of November training was EMS training with the focus on medical and preparatory. Twelve percent was Fire training. The focus was on fireground operations and communications.



Fuel Usage

The Sandusky Fire Department used 931.168 gallons of fuel at a cost of \$3186.59 in November 2013. Average per gallon cost was \$3.422 / gallon

Staffing

The average daily staffing for November was 12.17 personnel per day. All three stations remained open in November.

Mutual –Aid

Sandusky Fire Department provided mutual aid one time and received mutual aid one time in November 2013.

Respectfully Submitted,

Paul E. Ricci, EFO, CFO
Chief of Department

Fire Prevention Bureau November 2013			
Activities		Hours Spent-Ruiz	Hours Spent-Rucker
Inspection Activities		19	0
Administration Activities		8	11
VAB Blds.		0	11
Public Education		8	4
Physical Training		6	13
Department Meetings/Projects		19	71
Grant Program		24	0
Recognition Program		15	0
Training		9	0
Extinguisher Training		2	0
Risk Reduction		5	0
Total Hours		115	110

FPB TOTAL: 39 inspections and re-inspections.

District 1

TOTAL: 11

District 3

TOTAL: all completed

District 7

TOTAL: 7

Bureau administrative activities were extensive this month and included: Vacant & Abandoned building legal documentations, strategic plan finalization, details for the recognition program, and grant preparations.

There were four public education events in the month of November that focused on home fire safety. The education events attendance recorded 22 adult attendees and 60 children.

Respectfully submitted,

Respectfully submitted,

Rudy Ruiz, MBA, EFO, FO

Fire Marshal

Bureau of Fire Prevention and Risk Reduction

