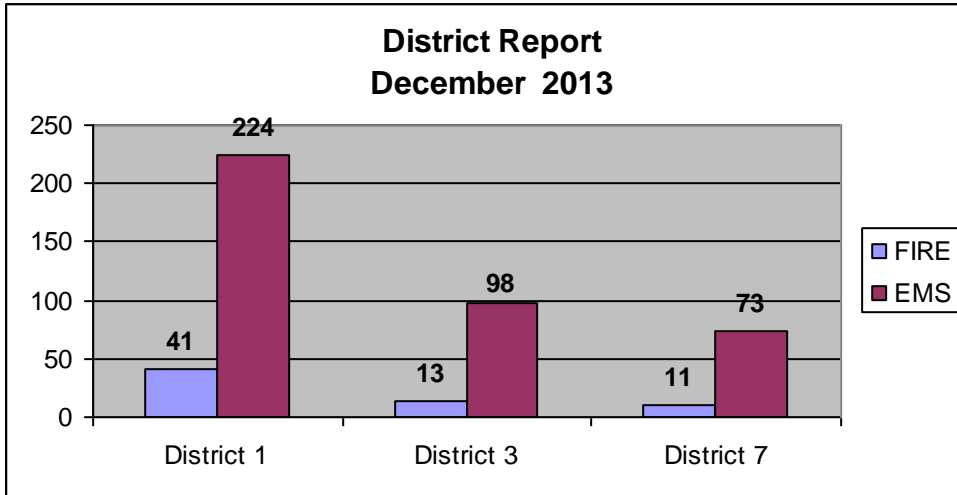




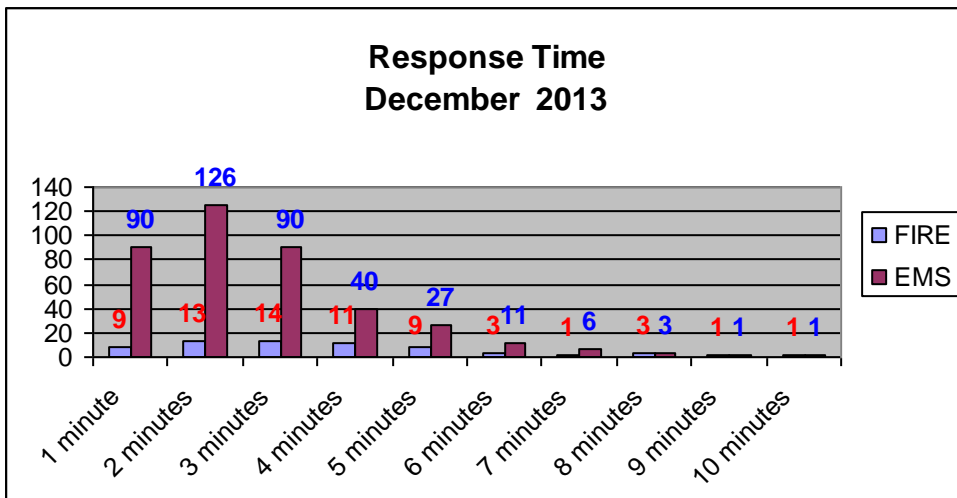
MONTHLY REPORT

December

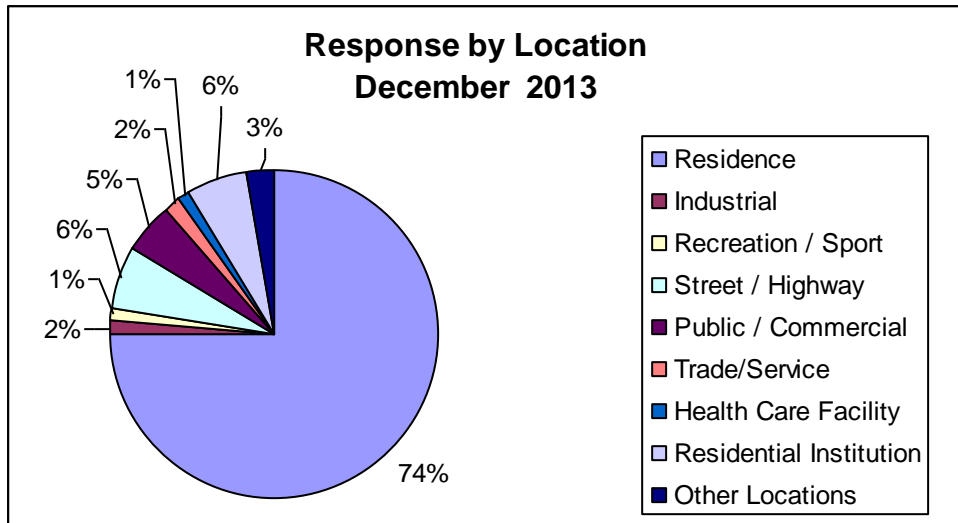
2013



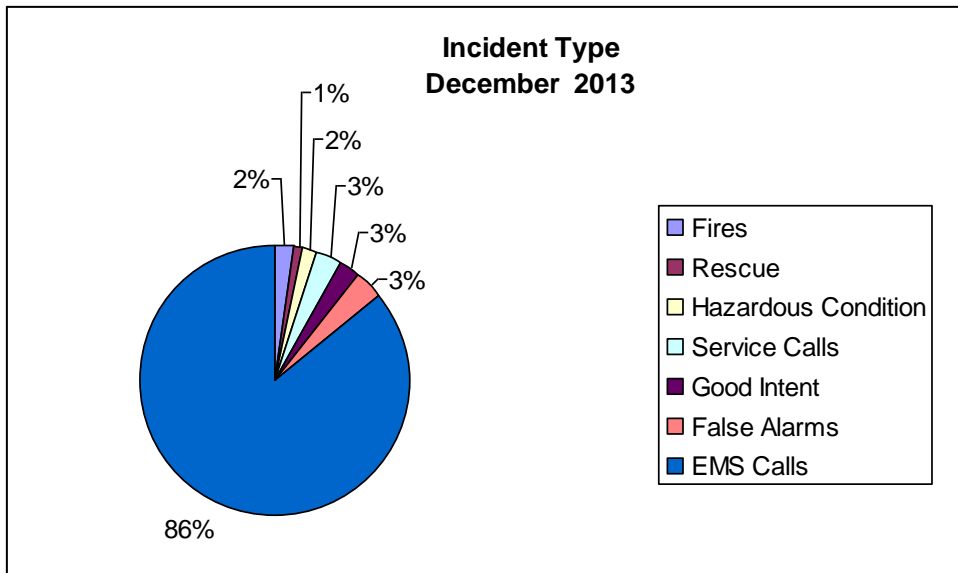
There were 460 responses in December. 58% percent of all responses were in District 1. Responses in District 3 and District 7 were 24% and 18% respectively.



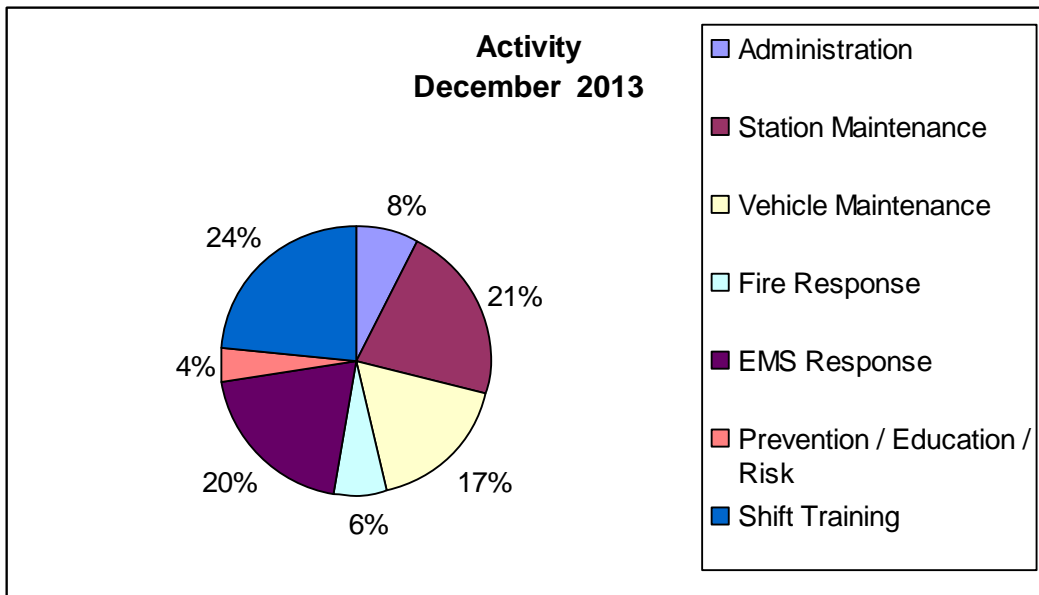
The average response time for fire emergencies was 4 minutes and 6 seconds. The average response time for EMS emergencies was 3 minutes and 12 seconds. The Sandusky Fire Department responded to 72% of fire emergencies within four minutes and 87% of EMS emergencies within four minutes. This calculates to 85% of all emergency calls within four minutes.



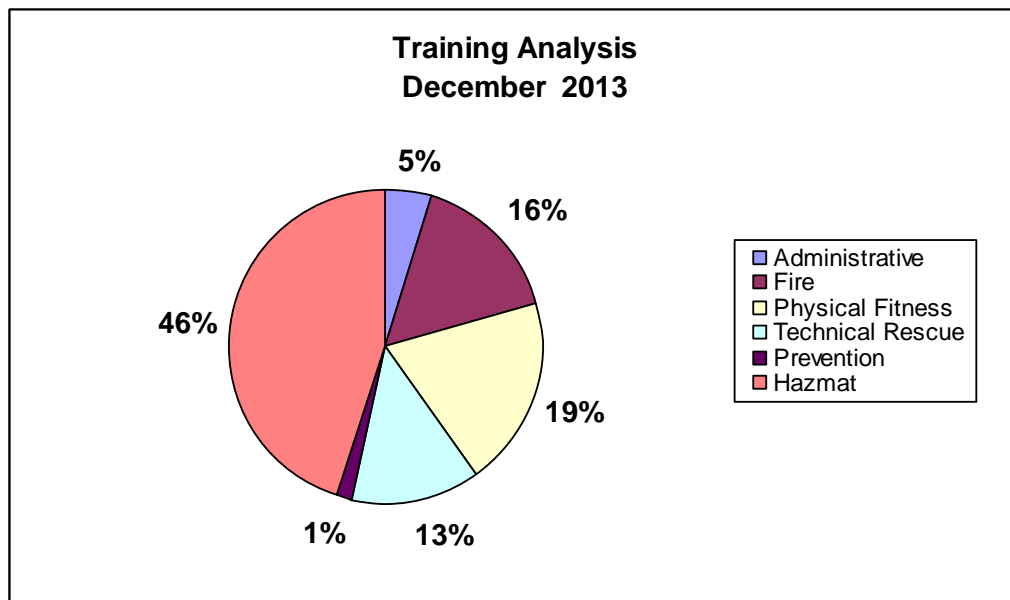
In December, 80% of all emergency responses were to residential occupancies (residences, nursing homes and residential institutions). Commercial buildings, recreational occupancies and streets and highways totaled 14%.



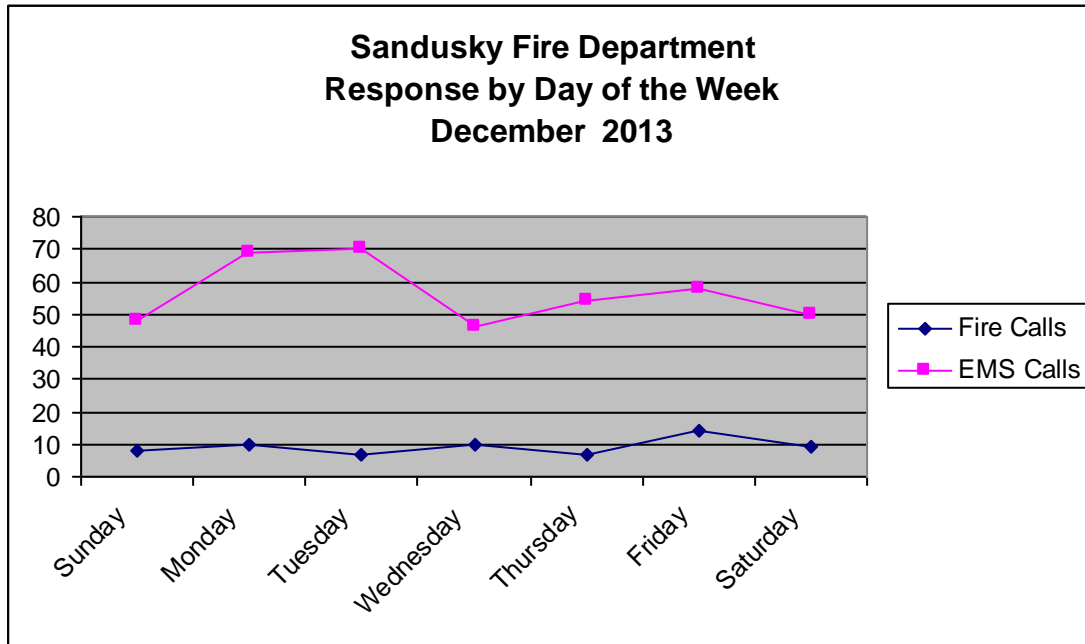
Ambulance service continues to be the highest requested service at 86%. Structure fire activity was 2% of all emergent activity. False alarms represented 3% of all December emergent activity. There was \$46,300 in fire loss.



Twenty-six percent of all December activity was emergency response. Station and vehicle maintenance was thirty-eight percent and training was twenty-four percent.



Forty-six percent of December training was Hazardous Materials training. Sixteen percent was Fire training. Thirteen percent was technical rescue training.



Fuel Usage

The Sandusky Fire Department used 890.693 gallons of fuel at a cost of \$2993.95 in December 2013. Average per gallon cost was \$3.36 / gallon

Staffing

The average daily staffing for December was 11.91 personnel per day.
All three stations remained open in December

Mutual –Aid

Sandusky Fire Department provided mutual aid 2 times and received mutual aid two times in December.

Respectfully Submitted,

**Paul E. Ricci, EFO, CFO
Chief of Department**

Fire Prevention Bureau November 2013			
Activities		Hours Spent-Ruiz	Hours Spent-Rucker
Inspection Activities		19	0
Administration Activities		8	11
VAB Blds.		0	11
Public Education		8	4
Physical Training		6	13
Department Meetings/Projects		19	71
Grant Program		24	0
Recognition Program		15	0
Training		9	0
Extinguisher Training		2	0
Risk Reduction		5	0
Total Hours		115	110

FPB TOTAL: 39 inspections and re-inspections.

District 1

TOTAL: 11

District 3

TOTAL: all completed

District 7

TOTAL: 7

Bureau administrative activities were extensive this month and included: Vacant & Abandoned building legal documentations, strategic plan finalization, details for the recognition program, and grant preparations.

There were four public education events in the month of November that focused on home fire safety. The education events attendance recorded 22 adult attendees and 60 children.

Respectfully submitted,

Respectfully submitted,

Rudy Ruiz, MBA, EFO, FO

Fire Marshal

Bureau of Fire Prevention and Risk Reduction

