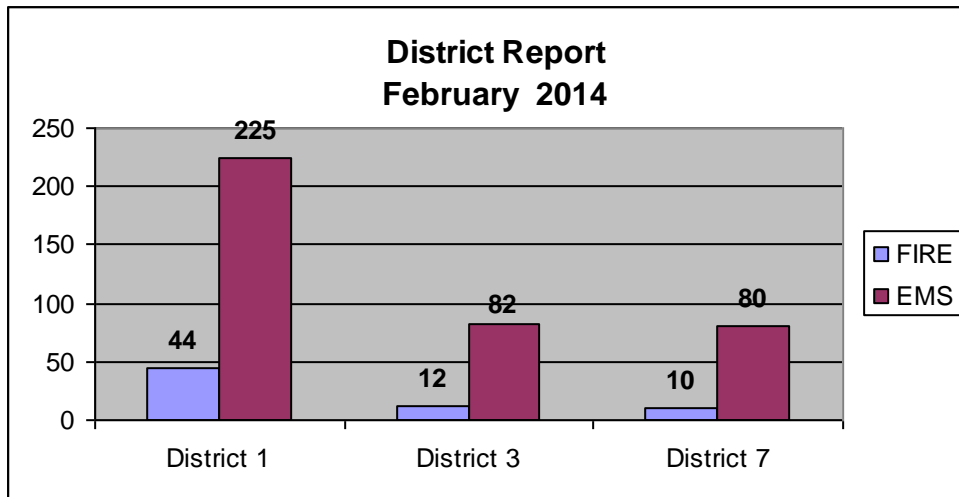




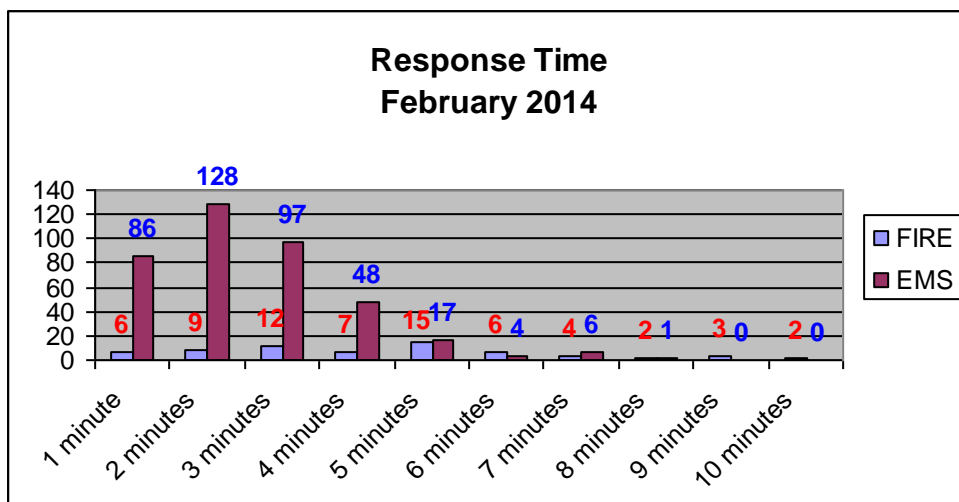
# **MONTHLY REPORT**

**February**

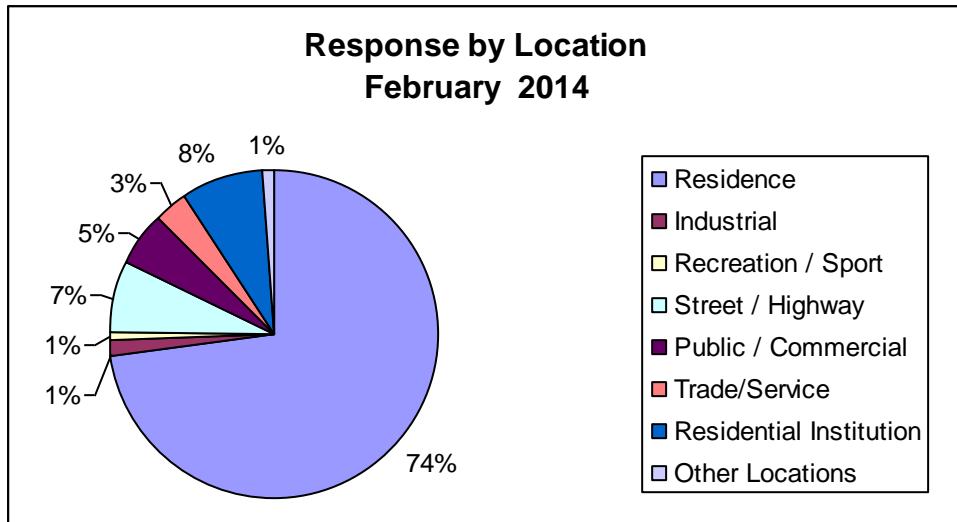
**2014**



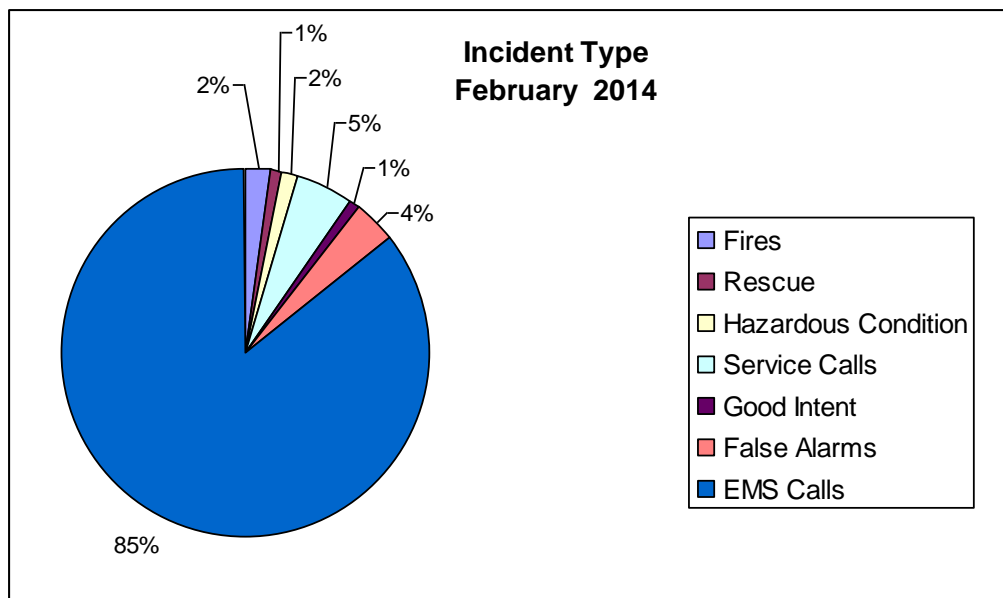
**There were 453 responses in February. 59% percent of all responses were in District 1. Responses in District 3 and District 7 were 21% and 20% respectively.**



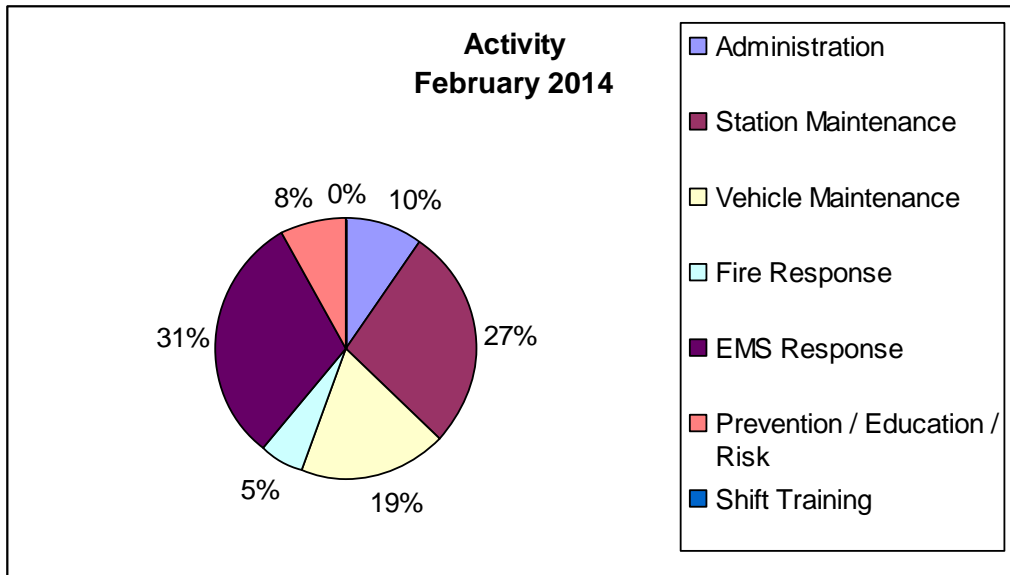
**The average response time for fire emergencies was 4 minutes and 50 seconds. The average response time for EMS emergencies was 2 minutes and 57 seconds. The Sandusky Fire Department responded to 52% of fire emergencies within four minutes and 93% of EMS emergencies within four minutes. This calculates to 87% of all emergency calls within four minutes.**



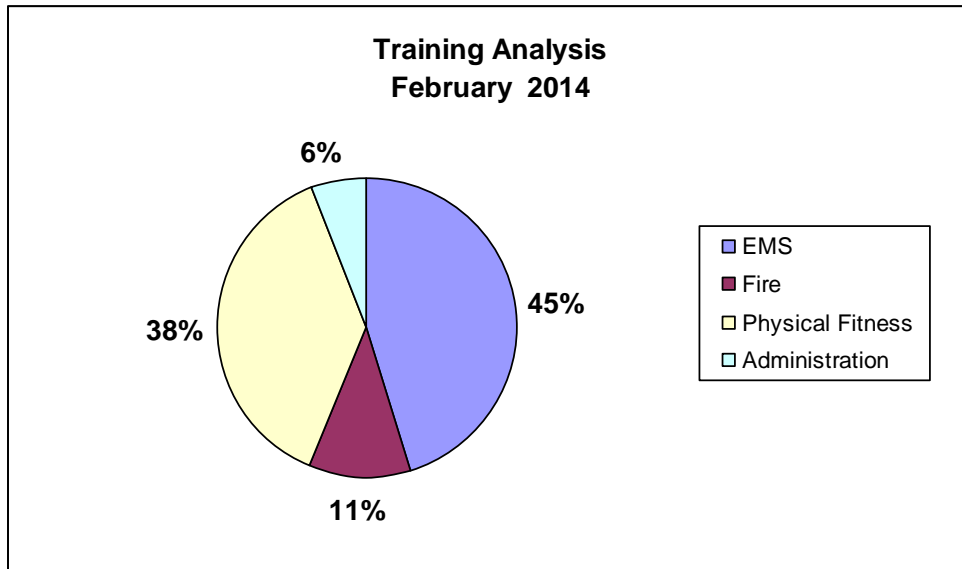
**In February, 82% of all emergency responses were to residential occupancies (residences, nursing homes and residential institutions). Commercial buildings, recreational occupancies and streets and highways totaled 13%.**



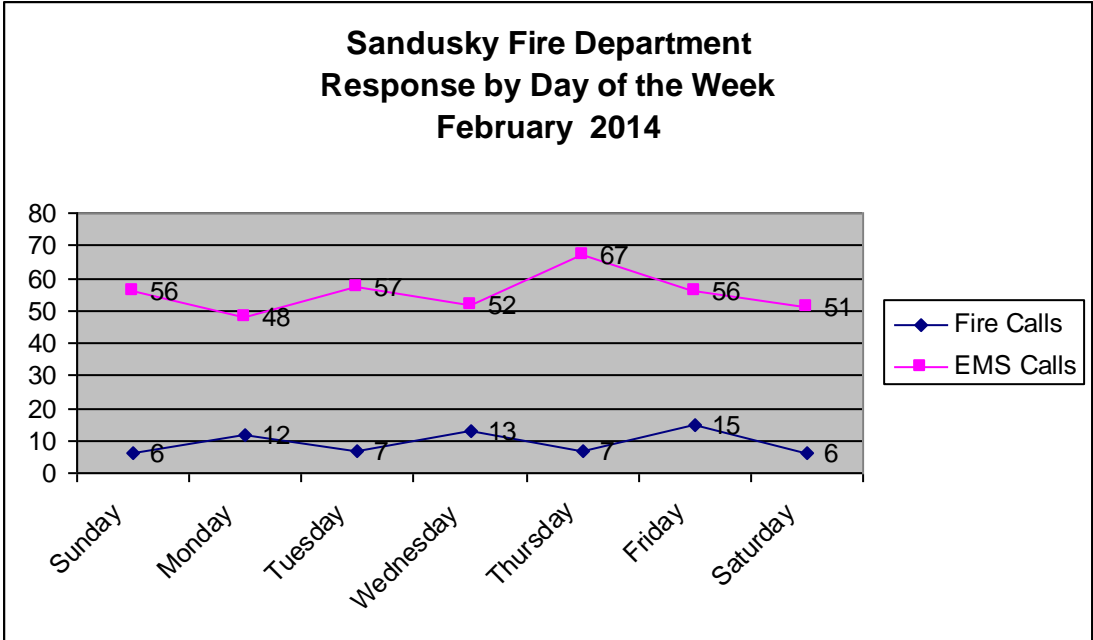
**Ambulance service continues to be the highest requested service at 85%. Structure fire activity was 2% of all emergent activity. False alarms represented 4% of all February emergent activity. There was \$26,900 in fire loss.**



**Thirty-six percent of all February activity was emergency response. Station and vehicle maintenance was forty-six percent and training was ten percent.**



**Thirty-eight percent of February training was physical fitness training. Forty-five percent was EMS training with the focus on medical emergencies.**



**Fuel Usage**

The Sandusky Fire Department used 769.513 gallons of fuel at a cost of \$2928.83 in February 2014.

**Staffing**

The average daily staffing for February was 12.99 personnel per day. All three stations remained open in February.

**Mutual –Aid**

Sandusky Fire Department received mutual aid one time and provided mutual aid three times in February.

Respectfully Submitted,

**Paul E. Ricci, EFO, CFO  
Chief of Department**

<b>Fire Prevention Bureau February 2014</b>			
<b>Activities</b>		<b>Hours Spent-Ruiz</b>	<b>Hours Spent-Rucker</b>
Inspection Activities		26	1
Administration Activities		15	30
VAB Blds.		1	28
Public Education		11	5
Physical Training		4	20
Department Meetings/Projects		6	0
Grant Management		13	0
Fire Investigation		22	5
Training		26	8
Explorer Program		4	0
Plan Review		9	0
Risk Reduction		10	8
Assist Other City Department		2	1
<b>Total Hours</b>		<b>149</b>	<b>106</b>

FPB TOTAL: 55 inspections and re-inspections.

District 1

TOTAL: 9

Shift #1

TOTAL: 0

District 3

TOTAL: 24

Shift #2

TOTAL: 1

District 7

TOTAL: 2

Shift #3

TOTAL: 34

Bureau administrative activities this month included: Vacant & Abandoned building legal and administrative documentations, grant management closing out the mobile data terminal grant, and applying for the fire prevention & safety grant. The fire prevention appeals board met and arrived at a conclusion dealing with a vacant building. Re-inspections from company inspections were also completed.

There were two public education events in the month of February that focused on fire & life safety in the home. Camp 911 was also held this month focusing on the responsibilities of being a Firefighter/Paramedic. The education events attendance recorded 54 adult attendees and 16 children.

Respectfully submitted,

Rudy Ruiz, MBA, EFO, FO

Fire Inspector

Bureau of Fire Prevention and Risk Reduction

