



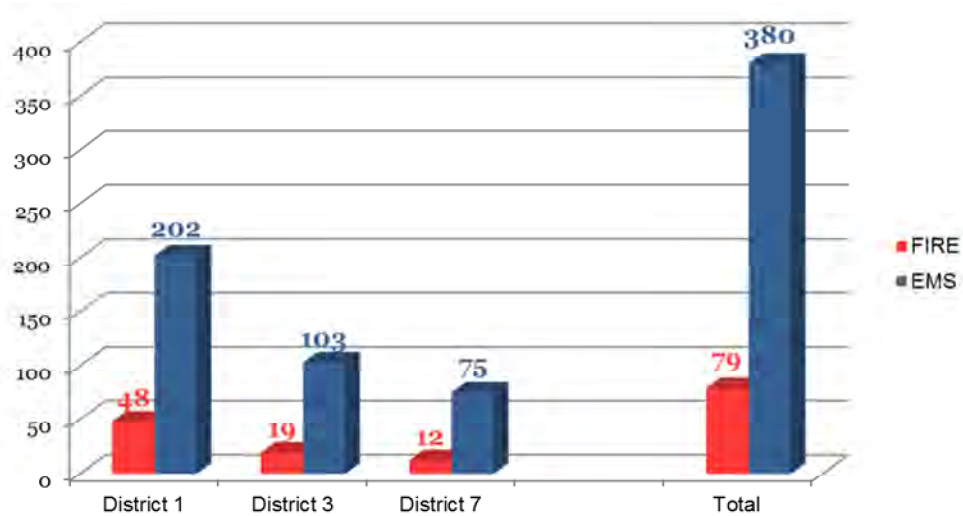
# City of Sandusky Fire Department

Monthly Report  
November 2014



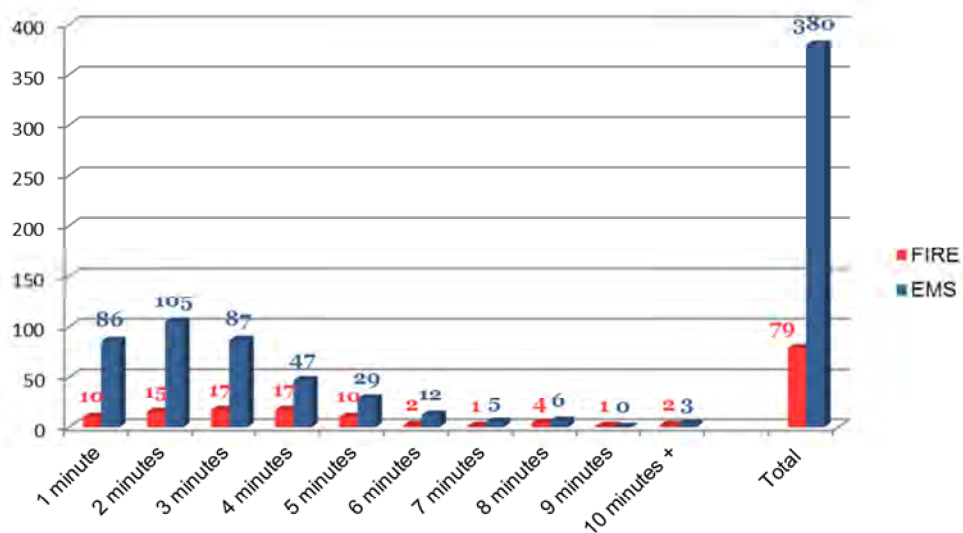


## District Statistics



There were 459 responses in November. 54% percent of all responses were in District 1. Responses in District 3 and District 7 were 27% and 19% respectively.

## Response Time

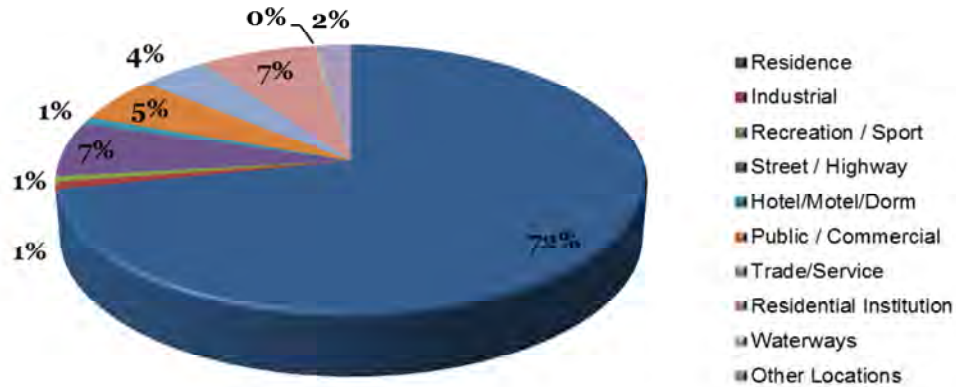


The average response time for fire emergencies was 4 minutes and 9 seconds. The average response time for EMS emergencies was 3 minutes and 19 seconds.

The Sandusky Fire Department responded to 74% of fire emergencies within four minutes and 86% of EMS emergencies within four minutes. This calculates to 85% of all emergency calls within four minutes.

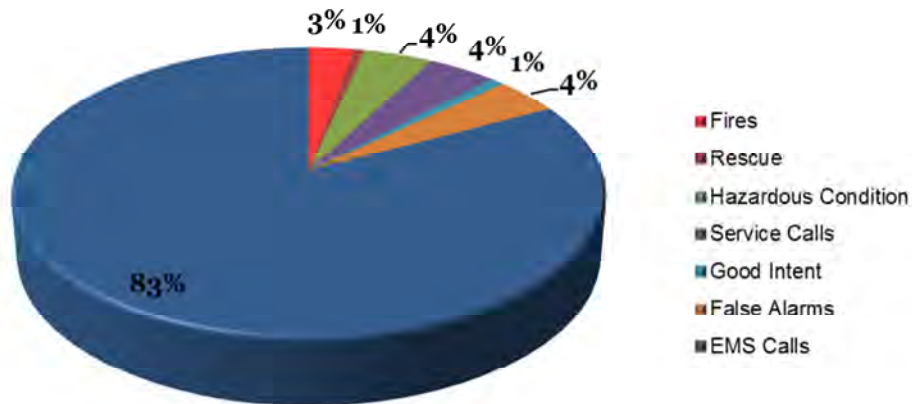


## Response by Location



In November, 79% of all emergency responses were to residential occupancies (residences, nursing homes and residential institutions). Commercial buildings, recreational occupancies and streets and highways totaled 13%.

## Incident Type

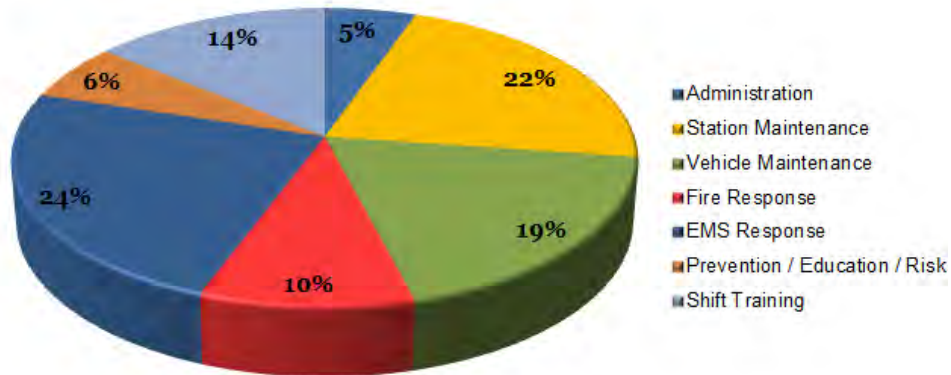


Ambulance service continues to be the highest requested service at 83%. Structure fire activity was 3% of all emergent activity. False alarms represented 4% of all November emergent activity. There was \$82,800 in fire loss.



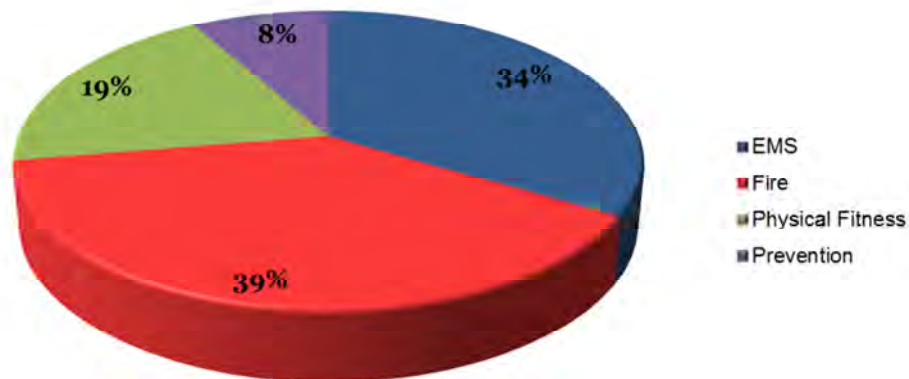


## Activity



34% of all November activity was emergency response. Station and vehicle maintenance was 41% and training was 14%.

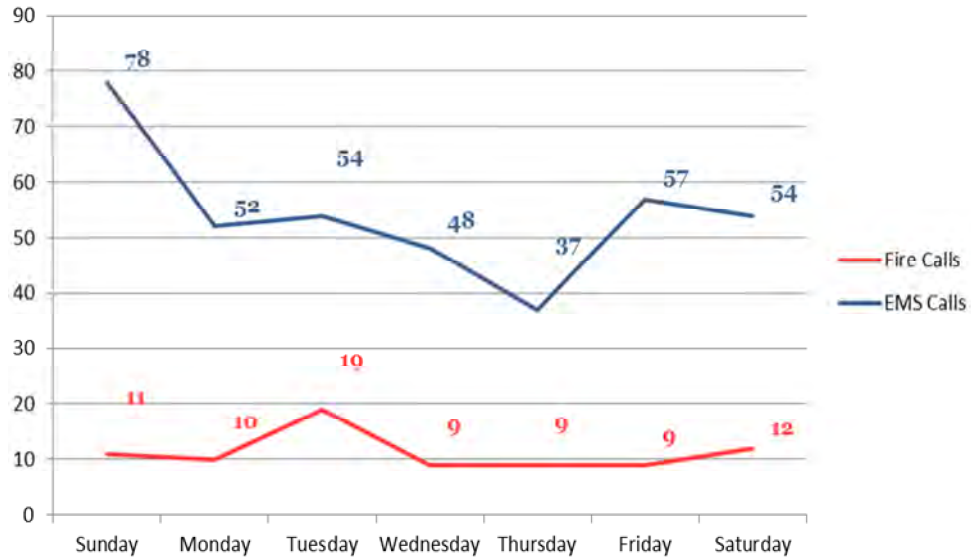
## Training Analysis



19% of November training was physical fitness training. 39% was fire training with the focus on fire ground operations and 34% focused on EMS.



## Response by Day-of-Week



## Staffing

- All three stations remained open in November.

## Mutual –Aid

- Sandusky Fire Department received mutual-aid two times and provided mutual-aid two times in the month of November.

Respectfully Submitted,

Dave Degnan  
Fire Chief