



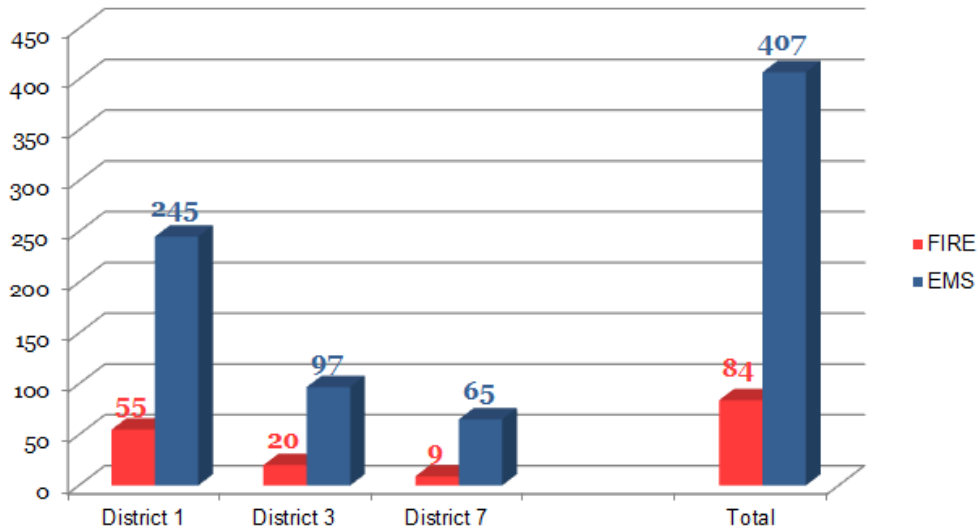
City of Sandusky Fire Department

Monthly Report
January 2015



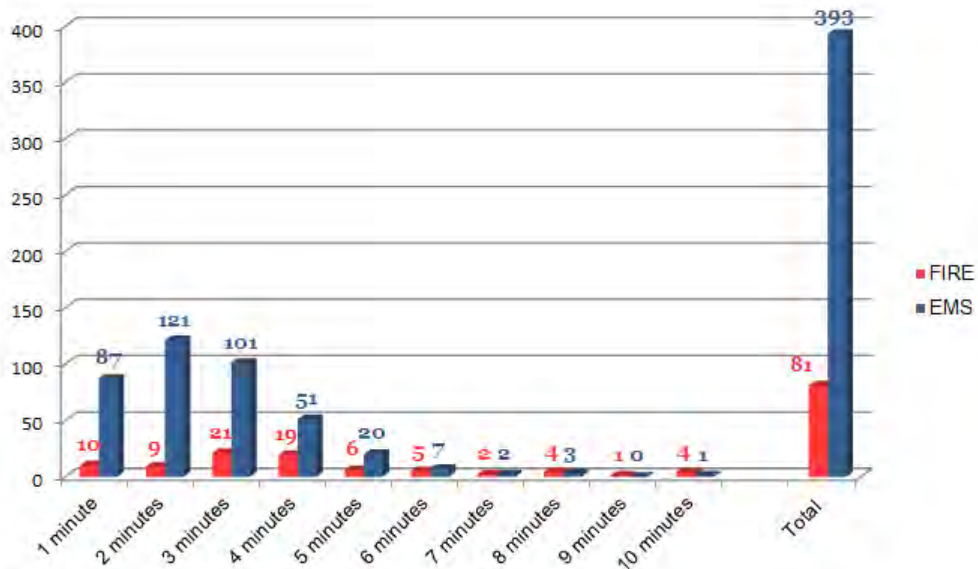


District Statistics



There were 491 incidents in January. 50% percent of all responses were in District 1. Responses in District 3 and District 7 were 33% and 17% respectively.

Response Time

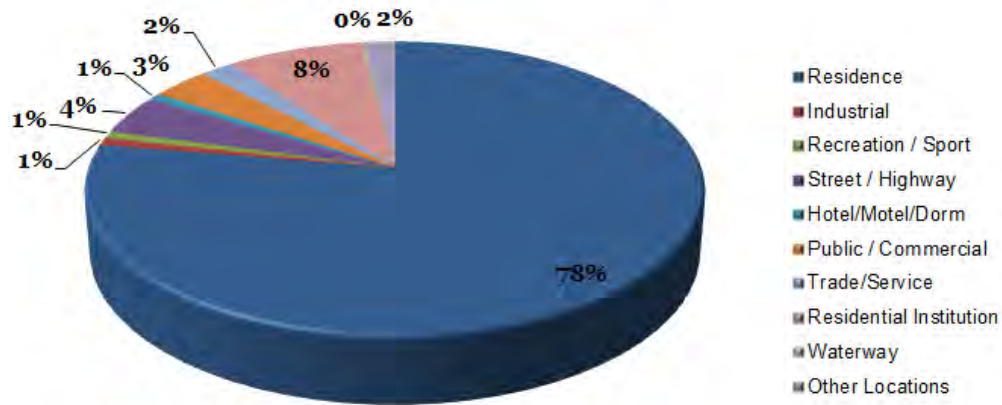


The average response time for fire emergencies was 4 minutes and 33 seconds. The average response time for EMS emergencies was 3 minutes and 2 seconds.

The Sandusky Fire Department responded to 73% of Fire Emergencies within four minutes and 92% of EMS Emergencies within four minutes. This calculates to 88% of all Emergencies Call within four minutes.

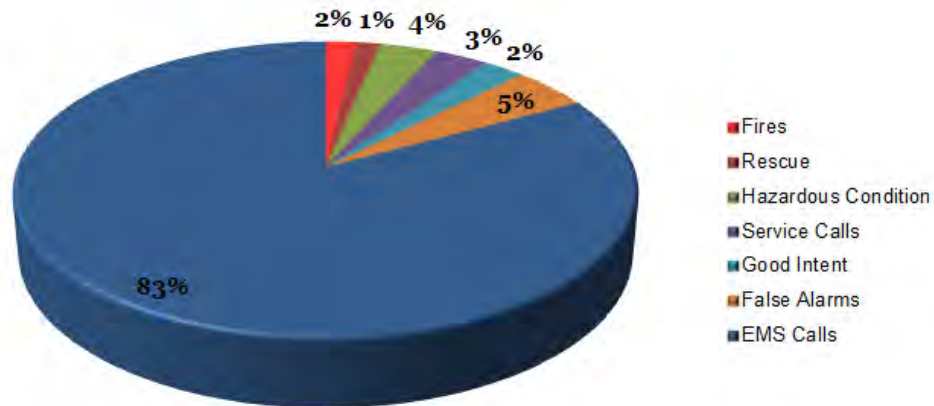


Response by Location



In January, 86% of all Emergency Responses were to residential occupancies (residences, nursing homes & residential institutions). Commercial buildings, recreational occupancies and streets and highways totaled 8%.

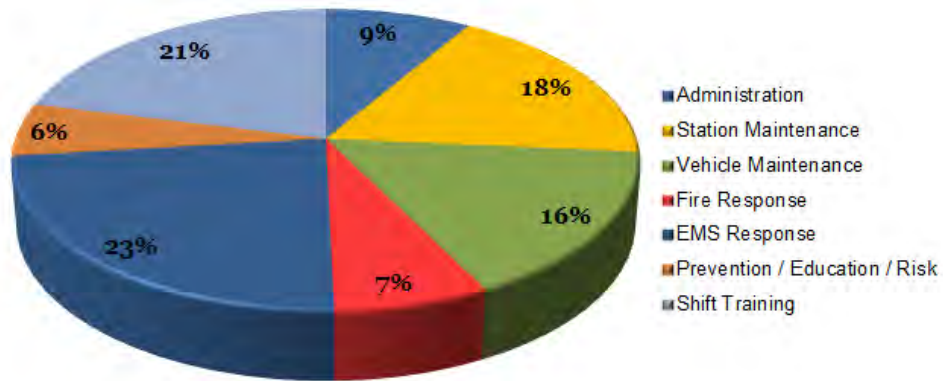
Incident Type



Ambulance service continues to be the highest requested service at 86%. Structure fire activity was 2% of all emergent activity. False alarms represented 5% of all January emergent activity. There was \$23,510 in fire loss during the month of January.

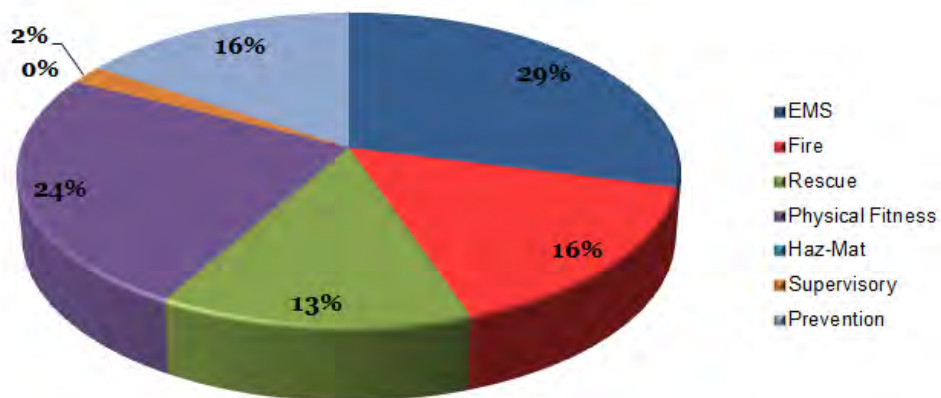


Activity



30% of all January activity was emergency response. Station and vehicle maintenance was 34% and training was 21%.

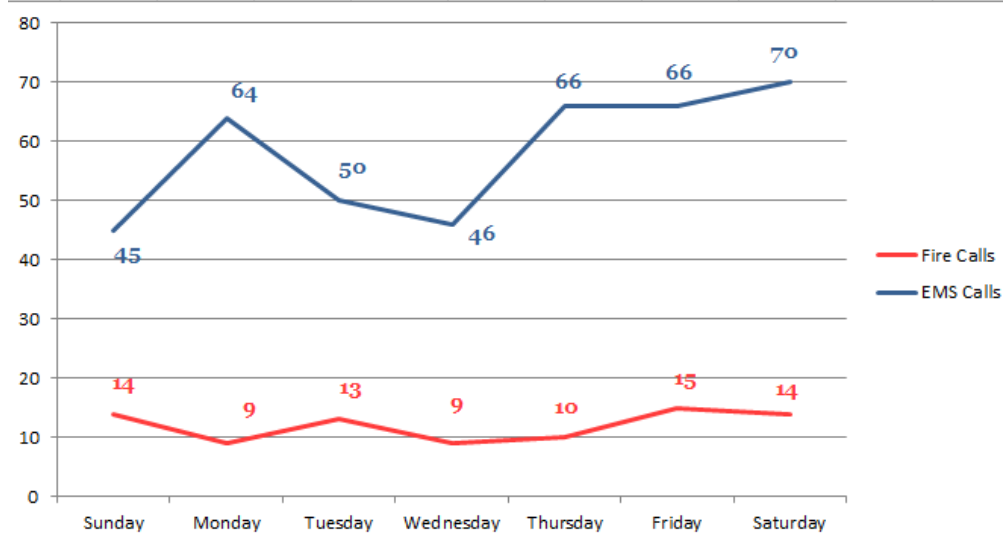
Training Analysis



29% of January training was focused on EMS along with 24% on physical fitness training.



Response by Day-of-Week



Staffing

- All three stations remained open in January.

Mutual –Aid

- The Sandusky Fire Department received mutual-aid one time and provided mutual-aid one time in the month of January.

Fire Prevention Bureau

Bureau activities for January included: Annual inspections of high hazard facilities (industrial occupancies). Scheduling of all shift inspections for the entire year. Continuing education, plans review of several new construction sites and remodels throughout the city.

Public Education consisted of extinguisher and fire safety training for Prepare to Care Nursing School. The bureau is currently preparing for the annual safety fair sponsored by FRMC which historically had an attendance in excess of 300 individuals. Vacant building late notices will be mailed for all owner who have failed to register their properties by the deadline.



ACTIVITIES

The following is a list of activities accomplished in January and shown in hours.

Inspection Activities ▪ 9 = 9 ytd
Administration Activities ▪ 59 = 59 ytd
Vacant & Abandoned Buildings ▪ 7 = 7 ytd
Public Education ▪ 1 = 1 ytd
Physical Training ▪ 16.5 = 16.5 ytd
Department Meeting/Projects ▪ 18 = 18 ytd
Grant management ▪ 0 = 0 ytd
Juvenile Fire Setting ▪ 0 = 0 ytd
Fire Investigation ▪ 0 = 0 ytd
Training ▪ 3.5 = 3.5 ytd
Explorer Program ▪ 0 = 0 ytd
Plan Review ▪ 10 = 10 ytd
Risk Reduction ▪ 27 = 27 ytd
Assist other City Department ▪ 2 = 2 ytd
Court Appearance ▪ 0 = 0 ytd
Medical on Scene ▪ 0 = 0 ytd

Total hours = 153 for the Month of January and 153 total hours year-to-date.

FIRE INSPECTIONS

Inspections shown are conducted by members of the Fire Prevention Bureau and are either an initial inspection or a Company re-inspection.

Fire Prevention Bureau ▪ 9 = 9 ytd

COMPANY FIRE INSPECTIONS (OPERATIONS)

Inspections shown are conducted by Operations/Shift personnel and broken down by Station/District and Shift.

Station/District No. 1 ▪ 56 = 56 ytd
Station/District No. 3 ▪ 7 = 7 ytd
Station/District No. 7 ▪ 3 = 3 ytd

Shift No. 1 ▪ 20 = 20 ytd
Shift No. 2 ▪ 13 = 13 ytd
Shift No. 3 ▪ 33 = 33 ytd

Respectfully Submitted,

Dave Degnan
Fire Chief