



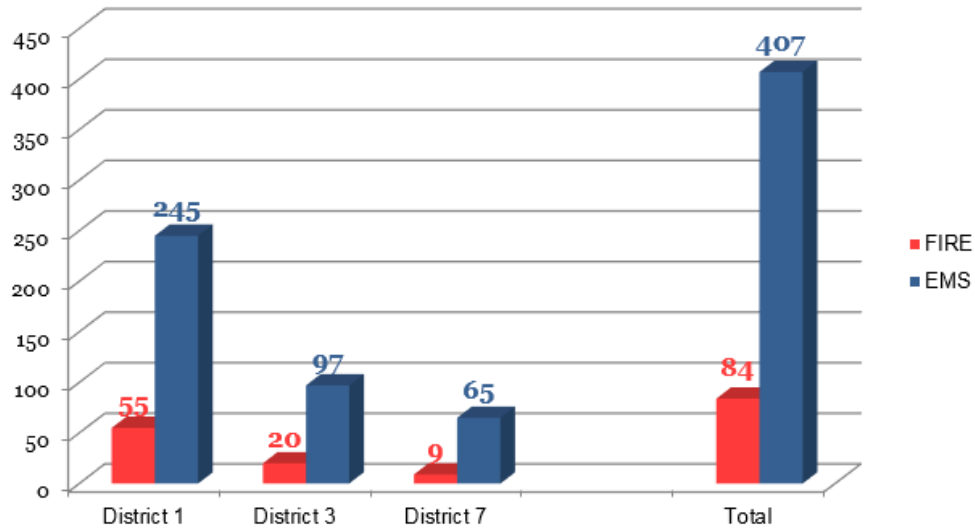
City of Sandusky Fire Department

Monthly Report
February 2015



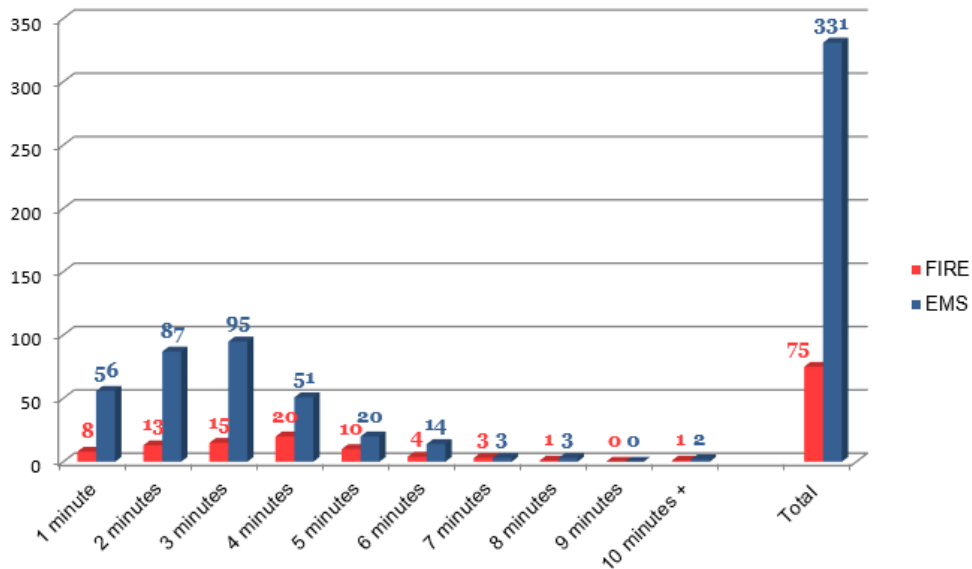


District Statistics



There were 491 incidents in February. 61% percent of all responses were in District 1. Responses in District 3 and District 7 were 24% and 15% respectively.

Response Time

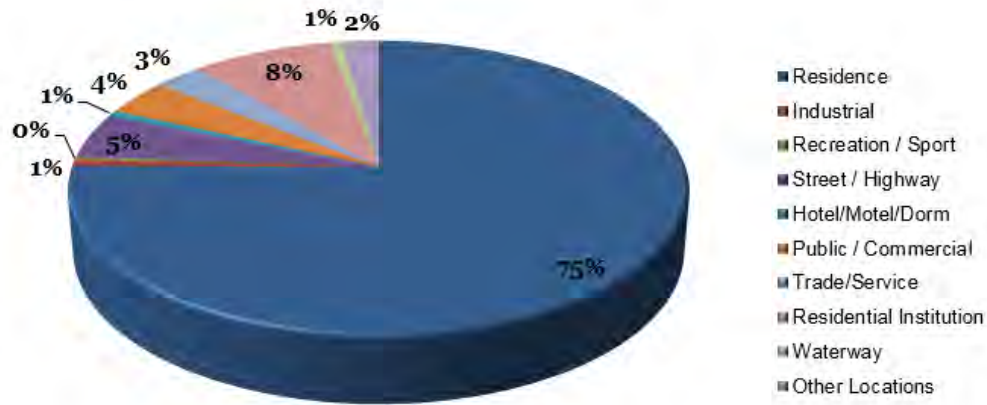


The average response time for fire emergencies was 4 minutes and 5 seconds. The average response time for EMS emergencies was 3 minutes and 22 seconds.

The Sandusky Fire Department responded to 74% of fire emergencies within four minutes and 87% of EMS emergencies within four minutes. This calculates to 86% of all emergency calls within four minutes.

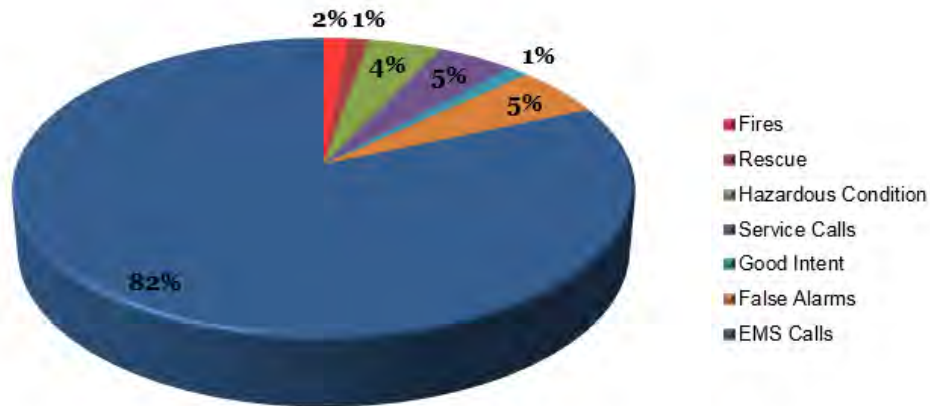


Response by Location



In February, 83% of all emergency responses were to residential occupancies (residences, nursing homes and residential institutions). Commercial buildings, recreational occupancies and streets and highways totaled 13%.

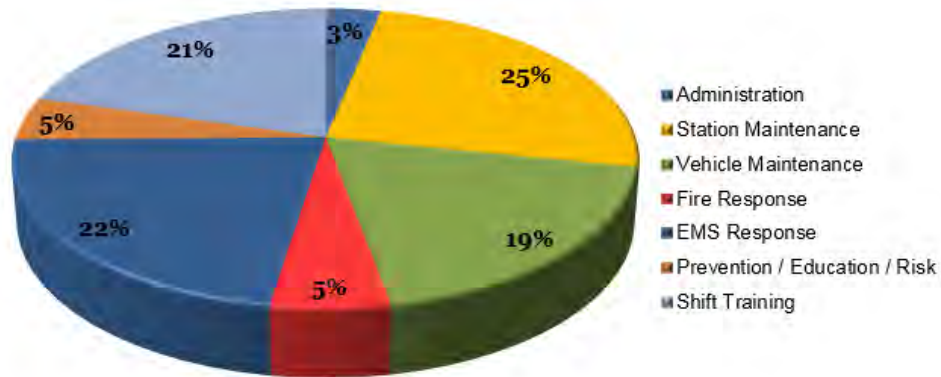
Incident Type



Ambulance service continues to be the highest requested service at 82%. Structure fire activity was 2% of all emergent activity. False alarms represented 5% of all February emergent activity. There was \$6,450 in fire loss.

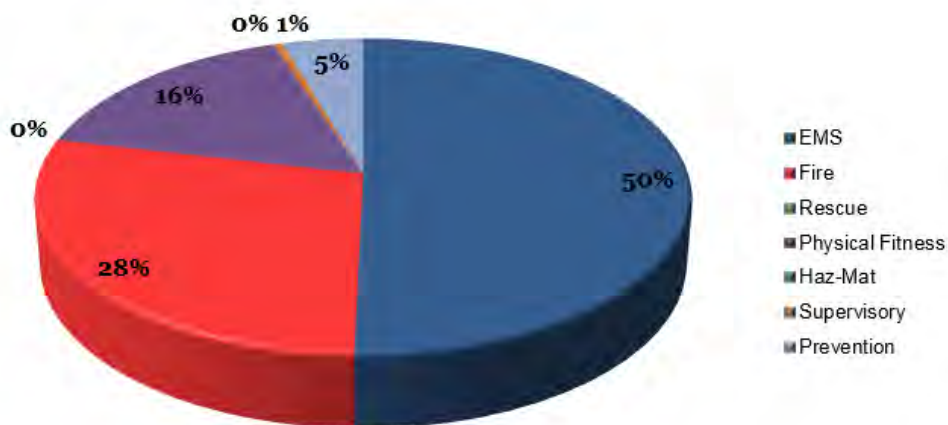


Activity



27% percent of all February activity was emergency response. Station and vehicle maintenance was 44% and training was 21%.

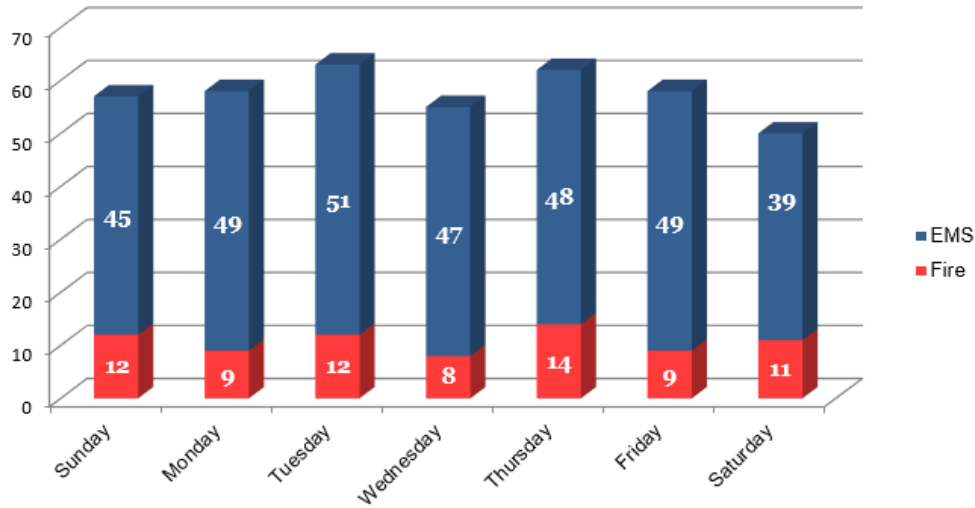
Training Analysis



16% of February training was physical fitness training. 28% was fire training with the focus on fire ground operations and 50% of training focused on EMS.



Response by Day-of-Week



Staffing

- The average daily staffing for February was 11.6 personnel per day.
- All three Fire Stations remained open in February.
- There was one resignation during the month. Firefighter/Paramedic Rich Patterson, originally appointed on June 23, 2011 resigned to accept a position with the Cuyahoga Falls Fire Department.

Mutual –Aid

- During the month of February there was zero requests to provide assistance and none was received.

Fire Prevention Bureau

Bureau activities for February included: Continuing education, plans review of several new construction sites and remodels throughout the city.

Public Education consisted of extinguisher and fire safety training for Prepare to Care Nursing School. The bureau is currently preparing for the opening of Cedar Point Amusement Park, registration for annual pyrotechnics class offered at no cost through the State Fire Marshal's office at Owens Community College.



ACTIVITIES

The following is a list of activities accomplished in February and shown in hours.

Inspection Activities ▪ 7 = 16 ytd
Administration Activities ▪ 47 = 106 ytd
Vacant & Abandoned Buildings ▪ 3 = 10 ytd
Public Education ▪ 1 = 2 ytd
Physical Training ▪ 17 = 33.5 ytd
Department Meeting/Projects ▪ 18 = 36 ytd
Grant management ▪ 0 = 0 ytd
Juvenile Fire Setting ▪ 0 = 0 ytd
Fire Investigation ▪ 0 = 0 ytd
Training ▪ 2 = 5.5 ytd
Explorer Program ▪ 0 = 0 ytd
Plan Review ▪ 15 = 25 ytd
Risk Reduction ▪ 35 = 62 ytd
Assist other City Department ▪ 0 = 2 ytd
Court Appearance ▪ 2 = 2 ytd
Medical on Scene ▪ 0 = 0 ytd

Total hours = 147 for the Month of February and 300 total hours year-to-date.

FIRE INSPECTIONS

Inspections shown are conducted by members of the Fire Prevention Bureau and are either an initial inspection or a Company re-inspection.

Fire Prevention Bureau ▪ 9 = 9 ytd

COMPANY FIRE INSPECTIONS (OPERATIONS)

Inspections shown are conducted by Operations/Shift personnel and broken down by Station/District and Shift.

Station/District No. 1 ▪ 25 = 81 ytd
Station/District No. 3 ▪ 22 = 29 ytd
Station/District No. 7 ▪ 8 = 11 ytd

Shift No. 1 ▪ 26 = 46 ytd
Shift No. 2 ▪ 26 = 39 ytd
Shift No. 3 ▪ 3 = 36 ytd

Respectfully Submitted,

Dave Degnan
Fire Chief