



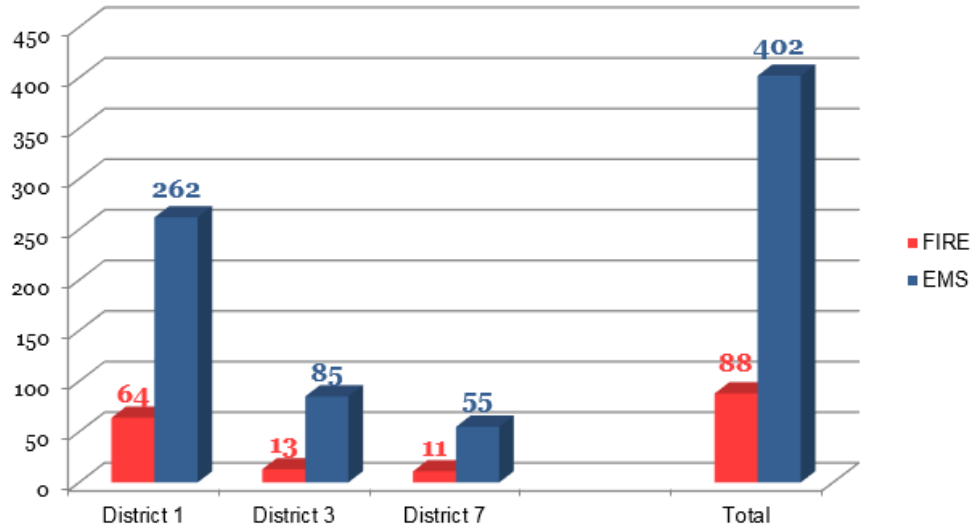
# *City of Sandusky Fire Department*

Monthly Report  
March 2015



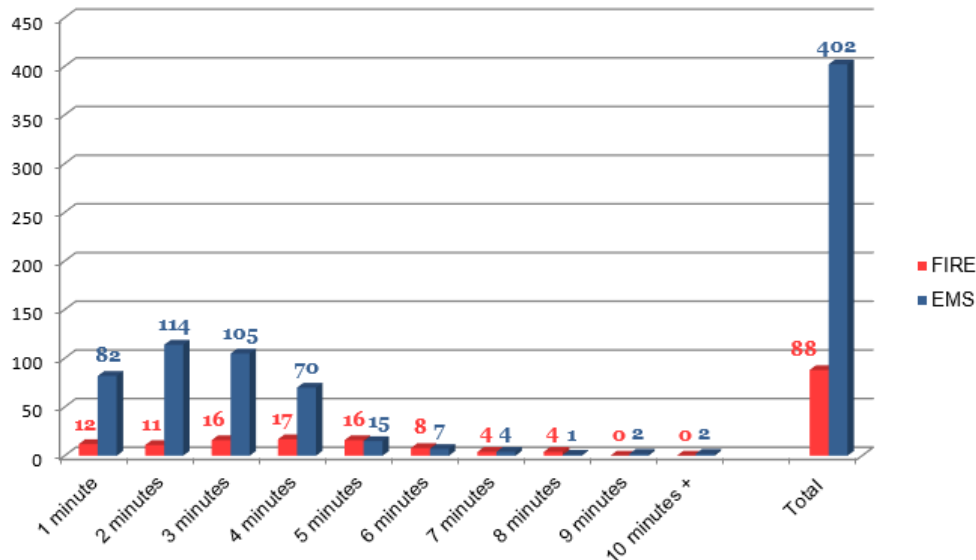


## District Statistics



There were 490 responses in March. 67% percent of all responses were in District 1. Responses in District 3 and District 7 were 20% and 13% respectively.

## Response Time

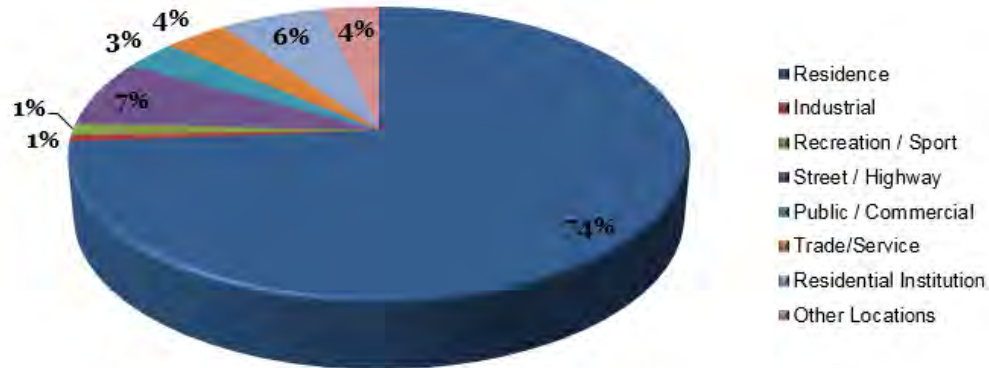


The average response time for fire emergencies was 4 minutes and 14 seconds. The average response time for EMS emergencies was 3 minutes and 10 seconds.

The Sandusky Fire Department responded to 63% of fire emergencies within four minutes and 92% of EMS emergencies within four minutes. This calculates to 88% of all emergency calls within four minutes.

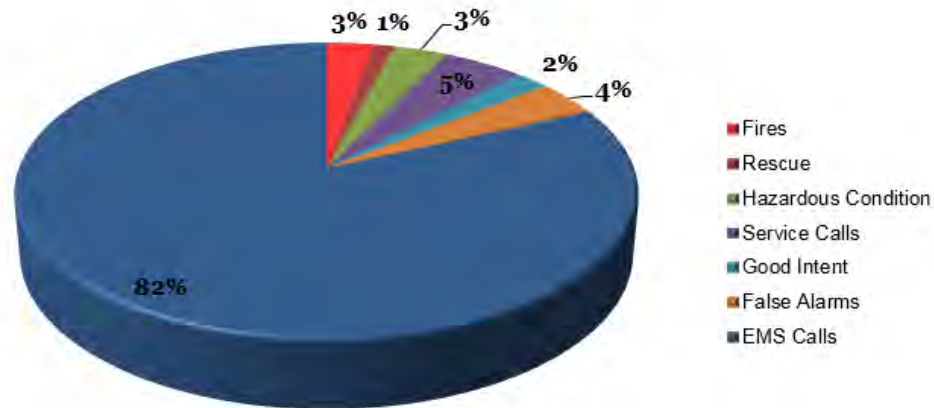


## Response by Location



In March, 74% of all emergency responses were to residential occupancies (residences, nursing homes and residential institutions). Commercial buildings, recreational occupancies and streets and highways totaled 10%.

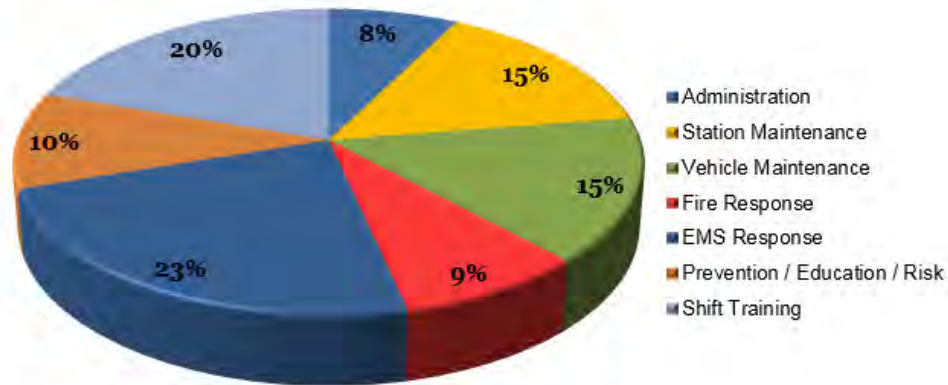
## Incident Type



Ambulance service continues to be the highest requested service at 82%. Structure fire activity was 3% of all emergent activity. False alarms represented 4% of all March emergent activity. There was \$56,150 in fire loss.

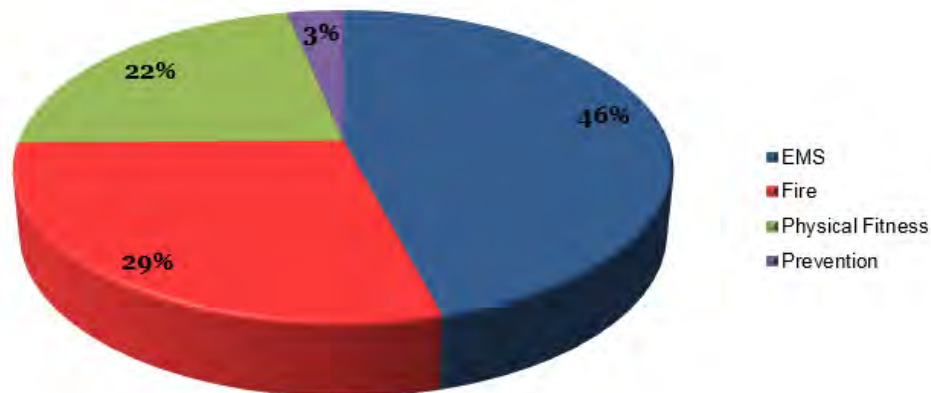


## Activity



32% percent of all March activity was emergency response. Station and vehicle maintenance was 30% and training was 20%.

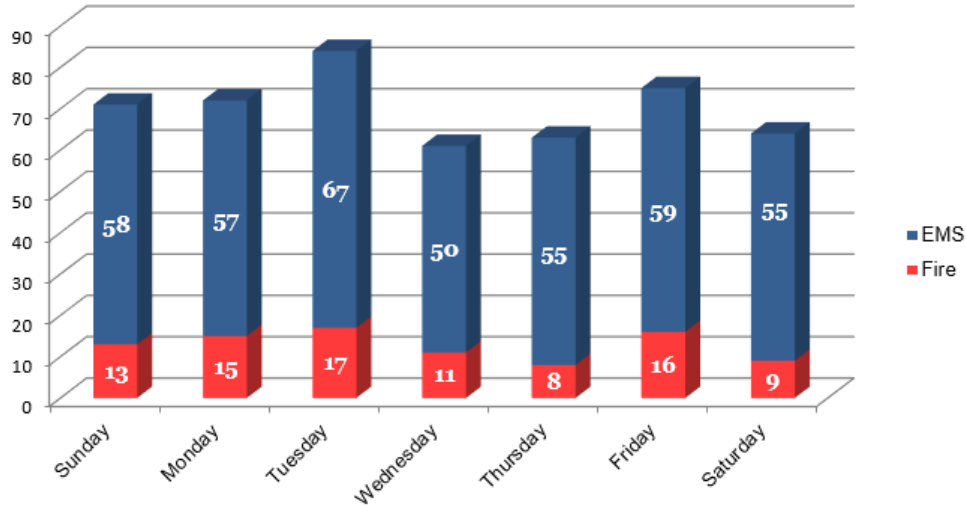
## Training Analysis



22% of March training was physical fitness training. 29% was fire training with the focus on fire ground operations. 46% of training focused on EMS and the remaining 22% percent focused on prevention.



## Response by Day-of-Week



## Staffing

- The average daily staffing for March was 11.9 personnel per day with all three Fire Stations open.
- There was one new hire during the month. Firefighter/Paramedic Dana Portentoso was appointed on March 13, 2015.

## Mutual-Aid

- During the month of March there was eight incidents that required mutual-aid assistance. Of the eight, five were to provide assistance to another jurisdiction and/or department and three were assistance provided to the City of Sandusky.

## Fire Prevention Bureau

Bureau activities for March included: Continuing education, public education, plans review of several new construction sites and remodels throughout the city. Preliminary meeting for Ohio Bike Week.

Public Education consisted of extinguisher and fire safety training for Firelands Regional Medical Center. We participated in The Annual Parent Summit with Sandusky City Schools, the Annual employee Health and Safety Fair at FRMC, Luncheon with the Senior Center total attendance of all events 1370 individuals.



## ACTIVITIES

The following is a list of activities accomplished in March and shown in hours.

Inspection Activities ▪ 4 = 20 ytd  
Administration Activities ▪ 48.5 = 154.5 ytd  
Vacant & Abandoned Buildings ▪ 4 = 14 ytd  
Public Education ▪ 12 = 14 ytd  
Physical Training ▪ 17 = 50.5 ytd  
Department Meeting/Projects ▪ 10.5 = 46.5 ytd  
Grant management ▪ 0 = 0 ytd  
Juvenile Fire Setting ▪ 0 = 0 ytd  
Fire Investigation ▪ 0 = 0 ytd  
Training ▪ 2 = 4 ytd  
Explorer Program ▪ 0 = 0 ytd  
Plan Review ▪ 12 = 27 ytd  
Risk Reduction ▪ 17 = 79 ytd  
Assist other City Department ▪ 0 = 2 ytd  
Court Appearance ▪ 0 = 2 ytd  
Medical on Scene ▪ 0 = 0 ytd

Total hours = 127 for the Month of March and 427 total hours year-to-date.

## FIRE INSPECTIONS

Inspections shown are conducted by members of the Fire Prevention Bureau and are either an initial inspection or a Company re-inspection.

Fire Prevention Bureau ▪ 8 = 17 ytd

## COMPANY FIRE INSPECTIONS (OPERATIONS)

Inspections shown are conducted by Operations/Shift personnel and broken down by Station/District and Shift.

Station/District No. 1 ▪ 33 = 114 ytd  
Station/District No. 3 ▪ 25 = 54 ytd  
Station/District No. 7 ▪ 10 = 21 ytd

Shift No. 1 ▪ 22 = 68 ytd  
Shift No. 2 ▪ 30 = 69 ytd  
Shift No. 3 ▪ 16 = 52 ytd

Respectfully Submitted,

Dave Degnan  
Fire Chief