



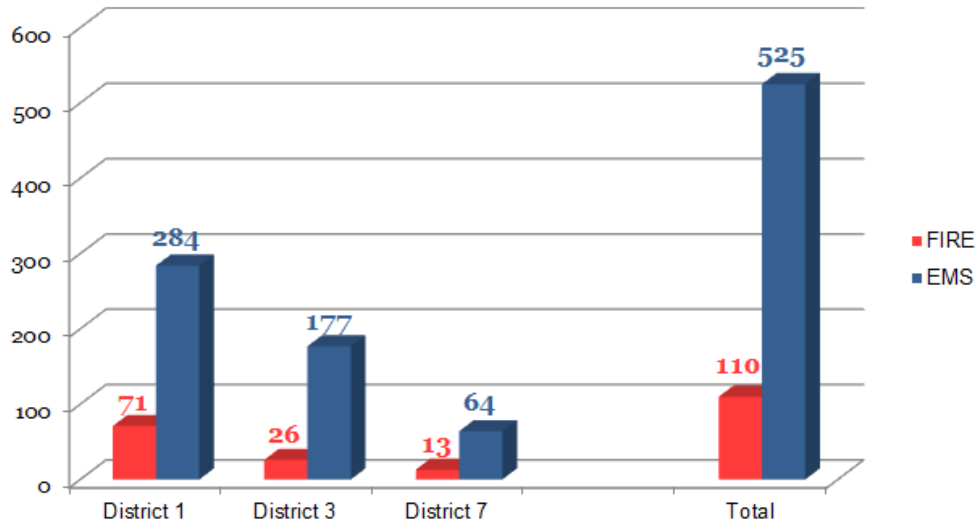
City of Sandusky Fire Department

Monthly Report
August 2015



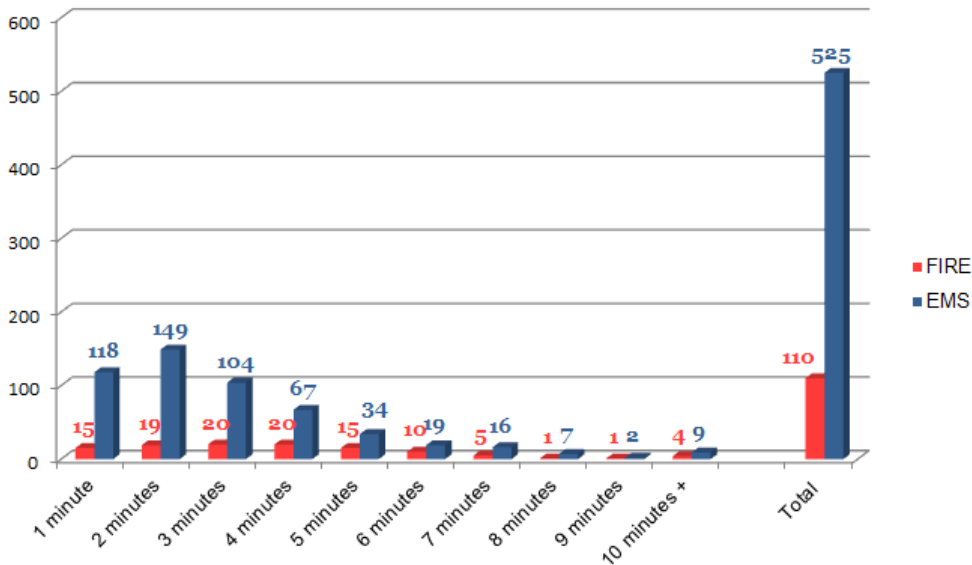


District Statistics



There were 635 responses in August. 56% percent of all responses were in District 1. Responses in District 3 and District 7 were 32% and 12% respectively.

Response Time

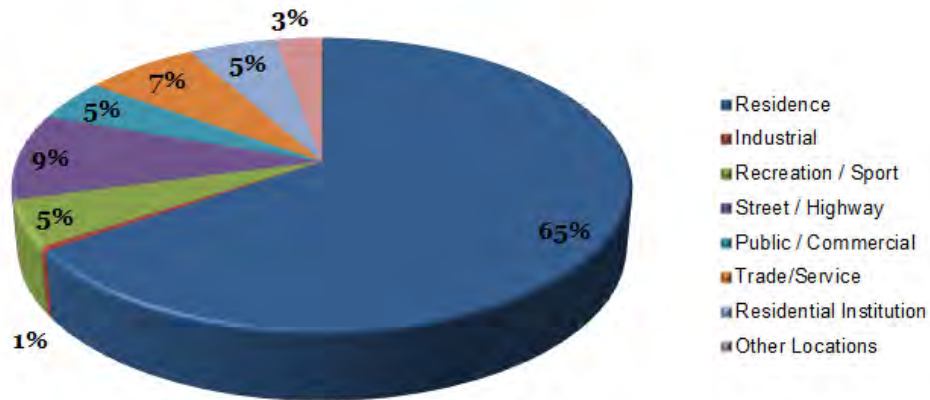


The average response time for fire emergencies was 4 minutes and 15 seconds. The average response time for EMS emergencies was 3 minutes and 27 seconds.

The Sandusky Fire Department responded to 70% of fire emergencies within four minutes and 85% of EMS emergencies within four minutes. This calculates to 82% of all emergency calls within four minutes.

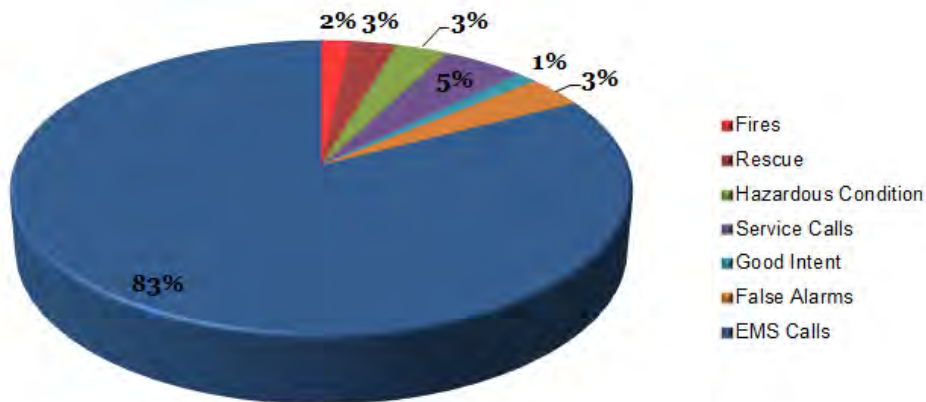


Response by Location



In August, 70% of all emergency responses were to residential occupancies (residences, nursing homes and residential institutions). Commercial buildings, recreational occupancies and streets and highways totaled 19%.

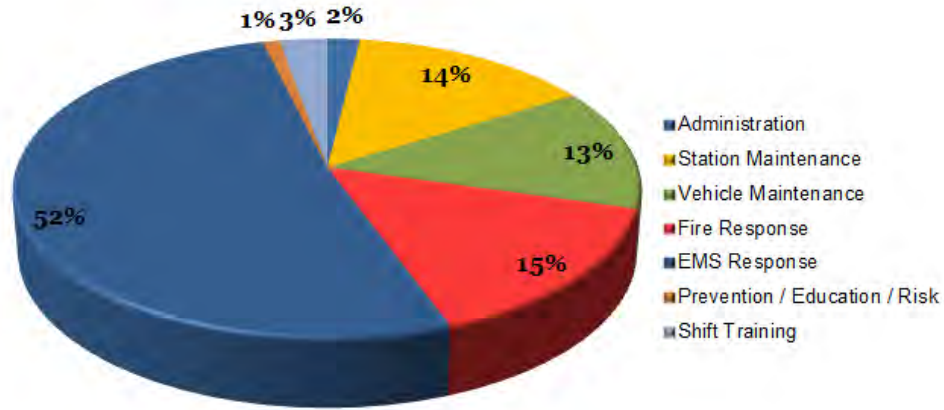
Incident Type



Ambulance service continues to be the highest requested service at 83%. Structure fire activity was 2% of all emergent activity. False alarms represented 3% of all August emergent activity. There was \$127,944 in fire loss.

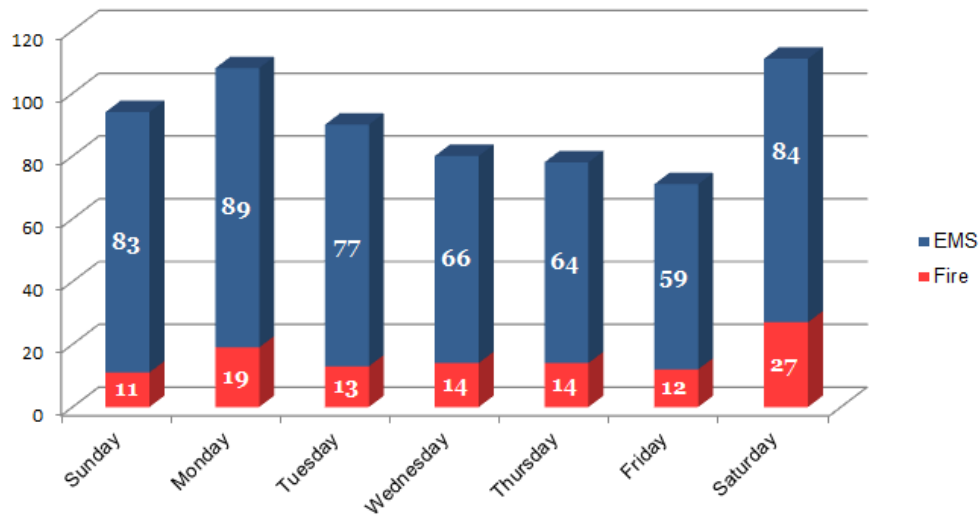


Activity



67% of all August activity was emergency response. Station and vehicle maintenance was 27% and training was 1%.

Response by Day-of-Week





Staffing

- The average daily staffing for August was 11 personnel per day.

Mutual –Aid

- Sandusky Fire Department received mutual-aid five times and provided mutual-aid twice in the month of August.

Respectfully Submitted,

Dave Degnan
Fire Chief