



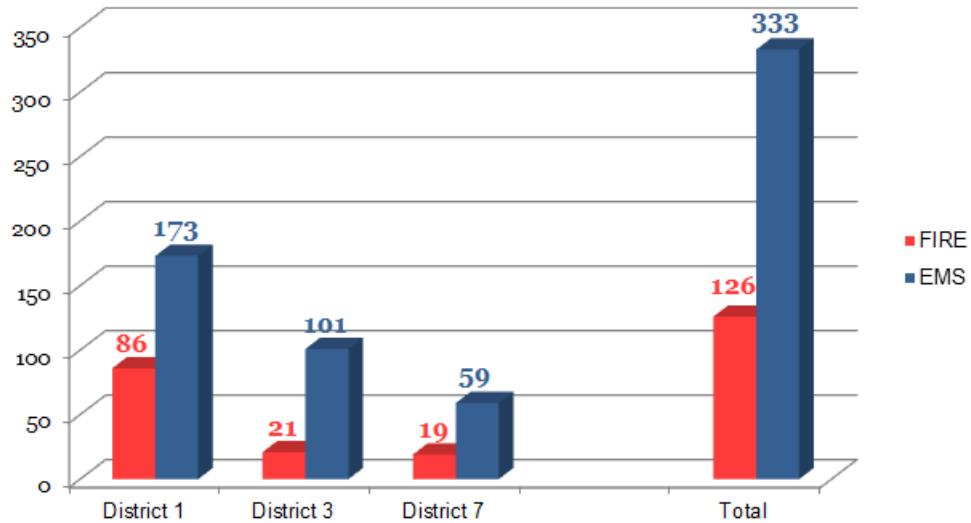
# City of Sandusky Fire Department

Monthly Report  
October 2015



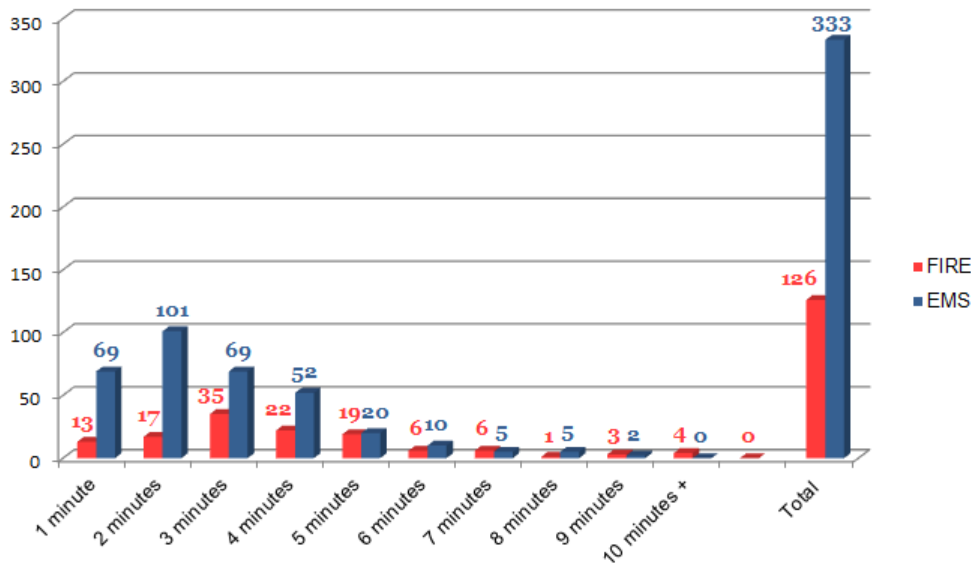


## District Statistics



There were 459 responses in October. 56% percent of all responses were in District 1. Responses in District 3 and District 7 were 27% and 17% respectively.

## Response Time

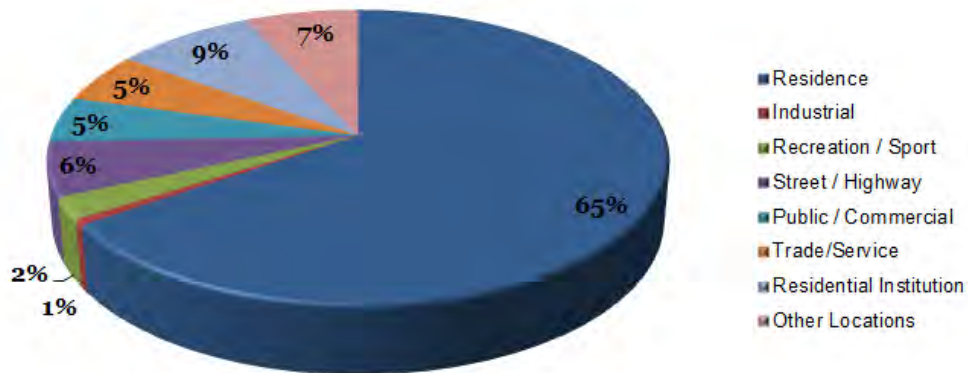


The average response time for fire emergencies was 4 minutes and 24 seconds. The average response time for EMS emergencies was 3 minutes and 15 seconds.

The Sandusky Fire Department responded to 71% of fire emergencies within four minutes and 87% of EMS emergencies within four minutes. This calculates to 83% of all emergency calls within four minutes.

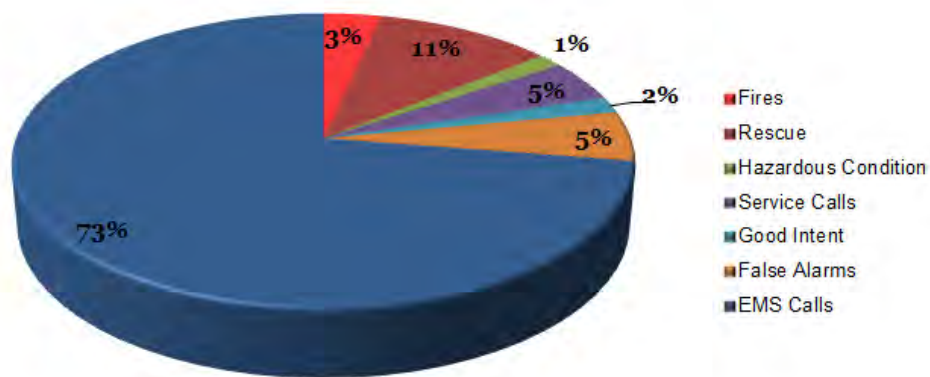


## Response by Location



In October, 65% of all emergency responses were to residential occupancies (residences, nursing homes and residential institutions). Commercial buildings, recreational occupancies and streets and highways totaled 13%.

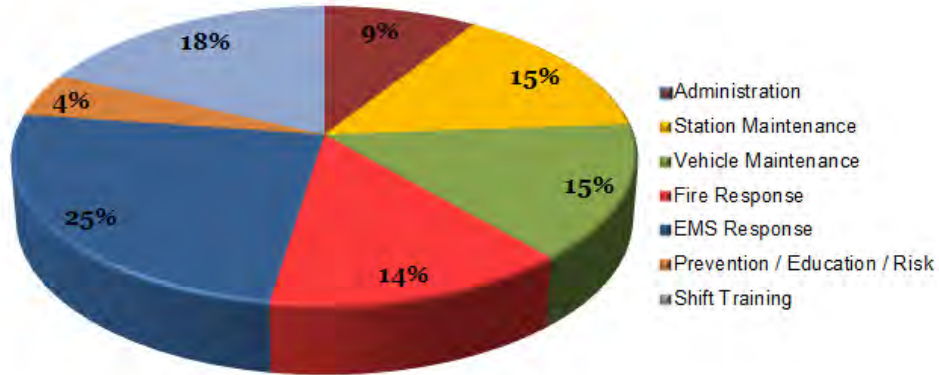
## Incident Type



Ambulance service continues to be the highest requested service at 73%. Structure fire activity was 3% of all emergent activity. Rescue activity represented 11% of all October emergent activity. There was \$67,400 in fire loss.

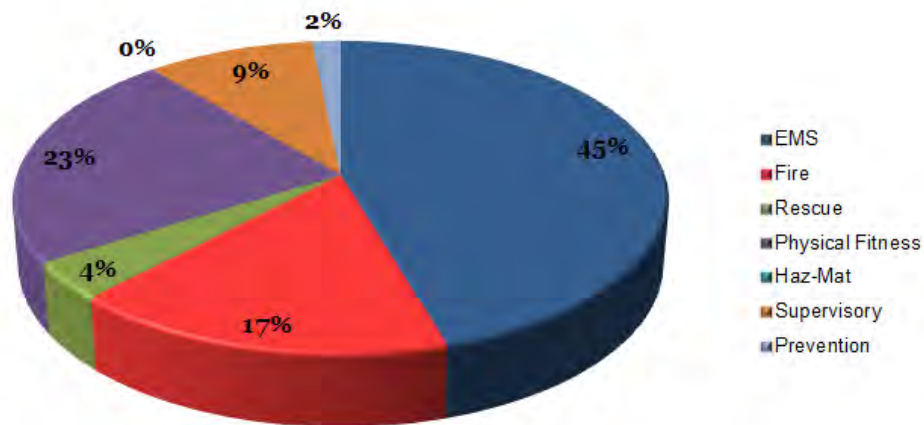


## Activity



39% of all October activity was emergency response. Station and vehicle maintenance was 30% and training was 18%.

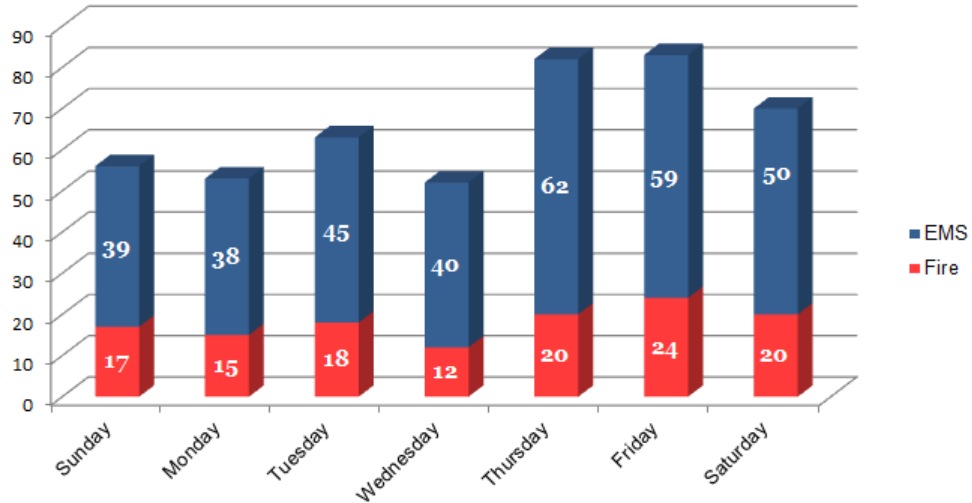
## Training Analysis



23% of October training was physical fitness training. 17% was fire training and 45% focused on EMS.



## Response by Day-of-Week



## Staffing

- The average daily on-duty staffing for October was 10.6 personnel per day.

## Mutual –Aid

- Sandusky Fire Department received mutual-aid three times and provided mutual-aid five times in the month of October.

Respectfully Submitted,

Dave Degnan  
Fire Chief