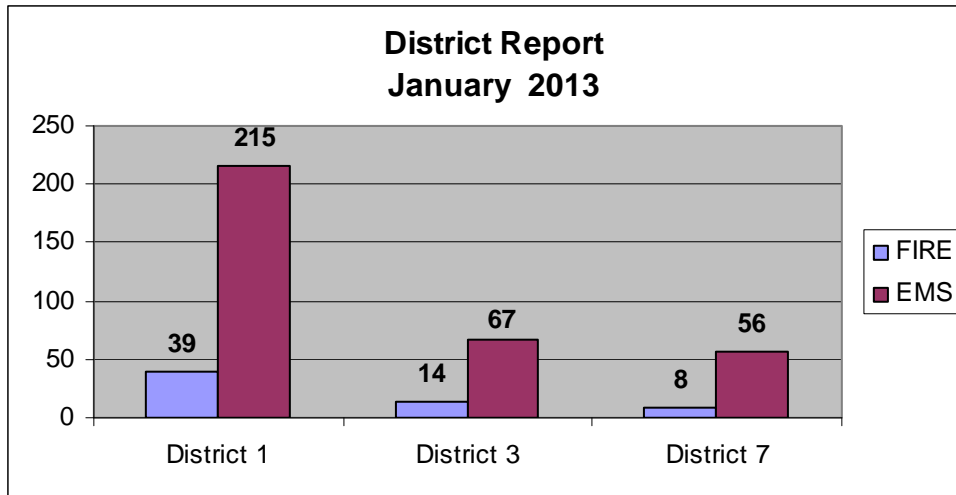




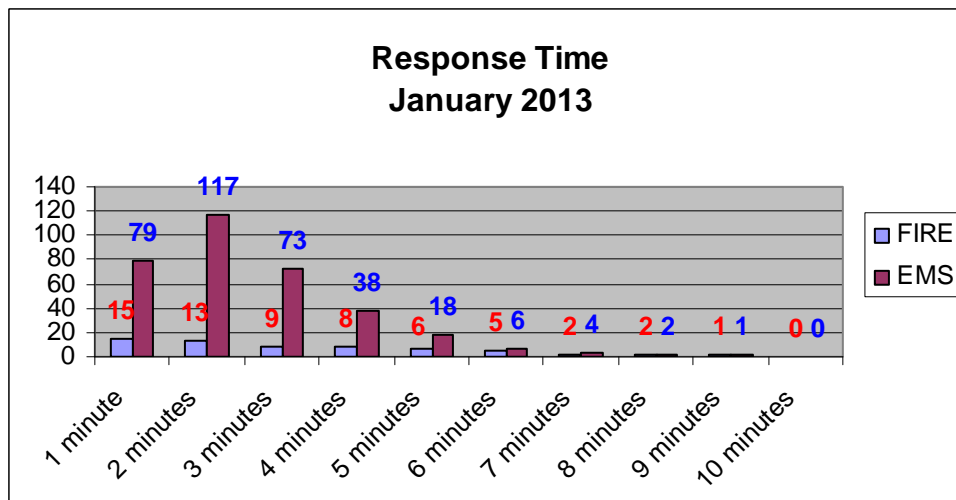
# **MONTHLY REPORT**

**January**

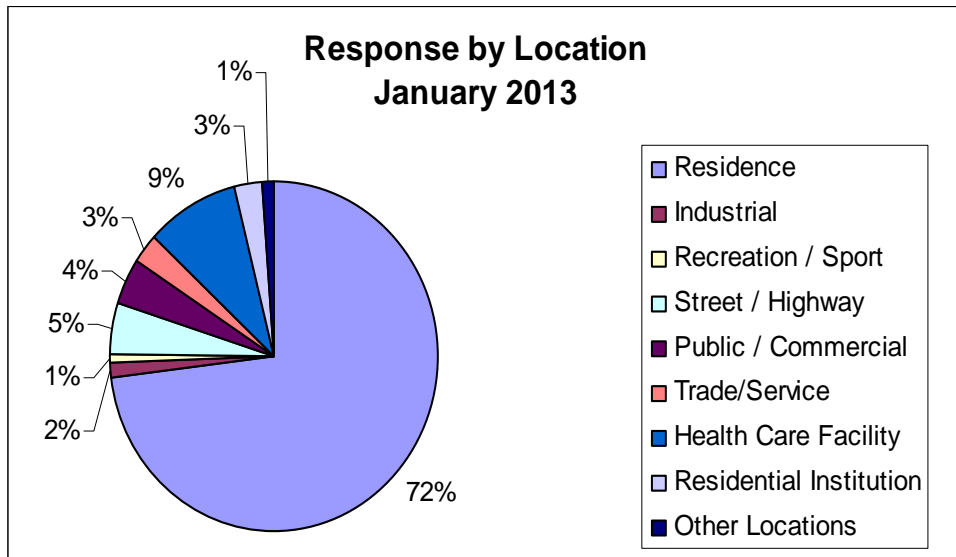
**2013**



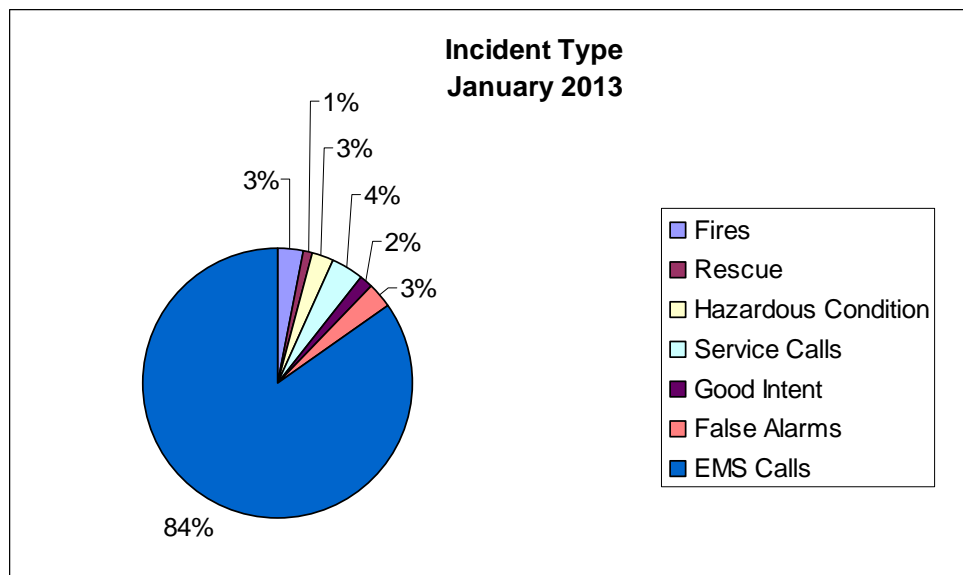
**There were 399 responses in January. 64% percent of all responses were in District 1. Responses in District 3 and District 7 were 20% and 16% respectively.**



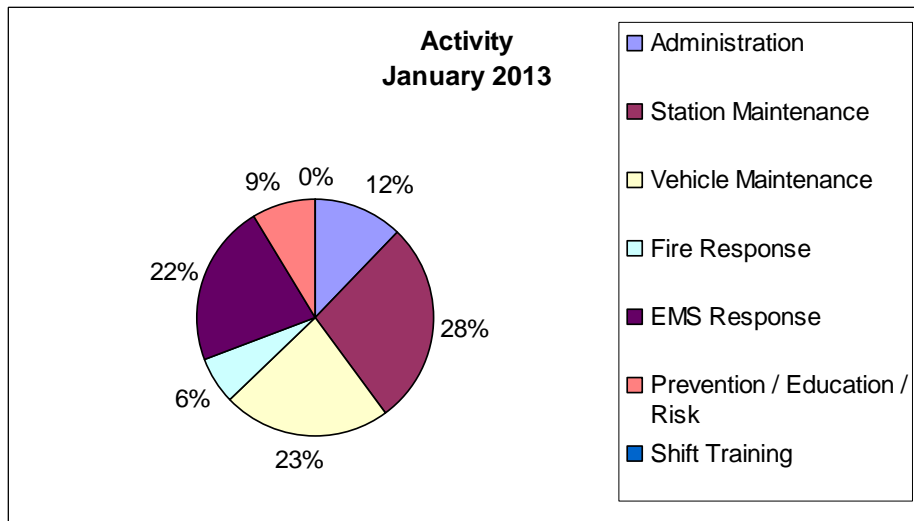
**The average response time for fire emergencies was 3 minutes and 44 seconds. The average response time for EMS emergencies was 2 minutes and 58 seconds. The Sandusky Fire Department responded to 74% of fire emergencies within four minutes and 91% of EMS emergencies within four minutes. This calculates to 88% of all emergency calls within four minutes.**



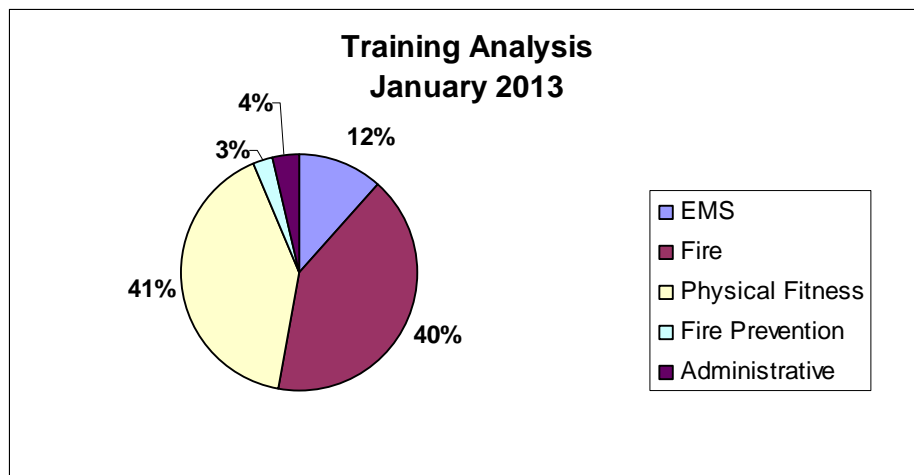
**In January, 84% of all emergency responses were to residential occupancies (residences, nursing homes and residential institutions). Commercial buildings, recreational occupancies and streets and highways totaled 10%.**



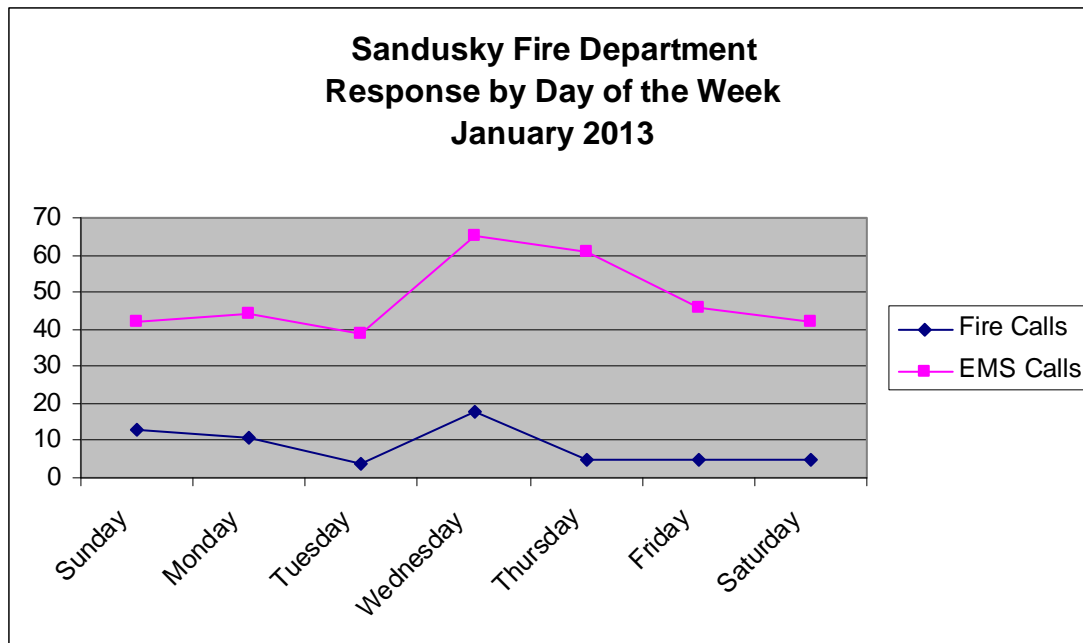
**Ambulance service continues to be the highest requested service at 84%. Structure fire activity was 3% of all emergent activity. False alarms represented 3% of all January emergent activity. There was \$77,500 in fire loss.**



**Twenty-eight % of all January activity was emergency response. Station and vehicle maintenance was fifty-one percent and training was four percent.**



**Forty-one percent of January training was physical fitness training. Forty percent was fire training with the focus on fireground operations.**



#### **Fuel Usage**

The Sandusky Fire Department used 838.392 gallons of fuel at a cost of \$2823.31 in January 2013.

#### **Staffing**

The average daily staffing for January was 13.34 personnel per day. All three stations remained open in December.

#### **Mutual –Aid**

Sandusky Fire Department received mutual two times and provided mutual aid two times in January 2013.

Respectfully Submitted,

**Paul E. Ricci, EFO, CFO**  
Chief of Department

<b>Fire Prevention Bureau January 2013</b>			
<b>Activities</b>		<b>Hours Spent-Ruiz</b>	<b>Hours Spent-Rucker</b>
Inspection Activities		48	14
Administration Activities		26	30
VAB Blds.		7	75
Public Education		7	0
Vehicle Maintenance		0	0
Physical Training		21	19
Department Meetings		10	28
Grant Program		8	0
Plan Review		9	0
Assist other City Dept.		7	0
Risk Reduction		22	5
Training		4	4
Explorer Program		2	0
Risk Reduction		2	0
<b>Total Hours</b>		<b>173</b>	<b>175</b>

Inspection activities for January 2013:  
 FPB TOTAL: 27 inspections

District 1  
 TOTAL: 31

District 3  
 TOTAL: 19

District 7  
 TOTAL: 1

There were four public education events in the month of January which had 42 adult attendees and 100 children. Issues discussed included fire extinguisher training and risk reduction suggestions for the home. Other specialized activities include; hood systems acceptance testing and grant submissions.  
 Training for the month of January include; EMS-Geriatric Emergencies.  
 Respectfully submitted,

Rudy Ruiz, MBA, EFO, FO  
 Fire Inspector  
 Bureau of Fire Prevention and Risk Reduction